

## ASYLUM STATISTICS APRIL 2023

## SURVEY

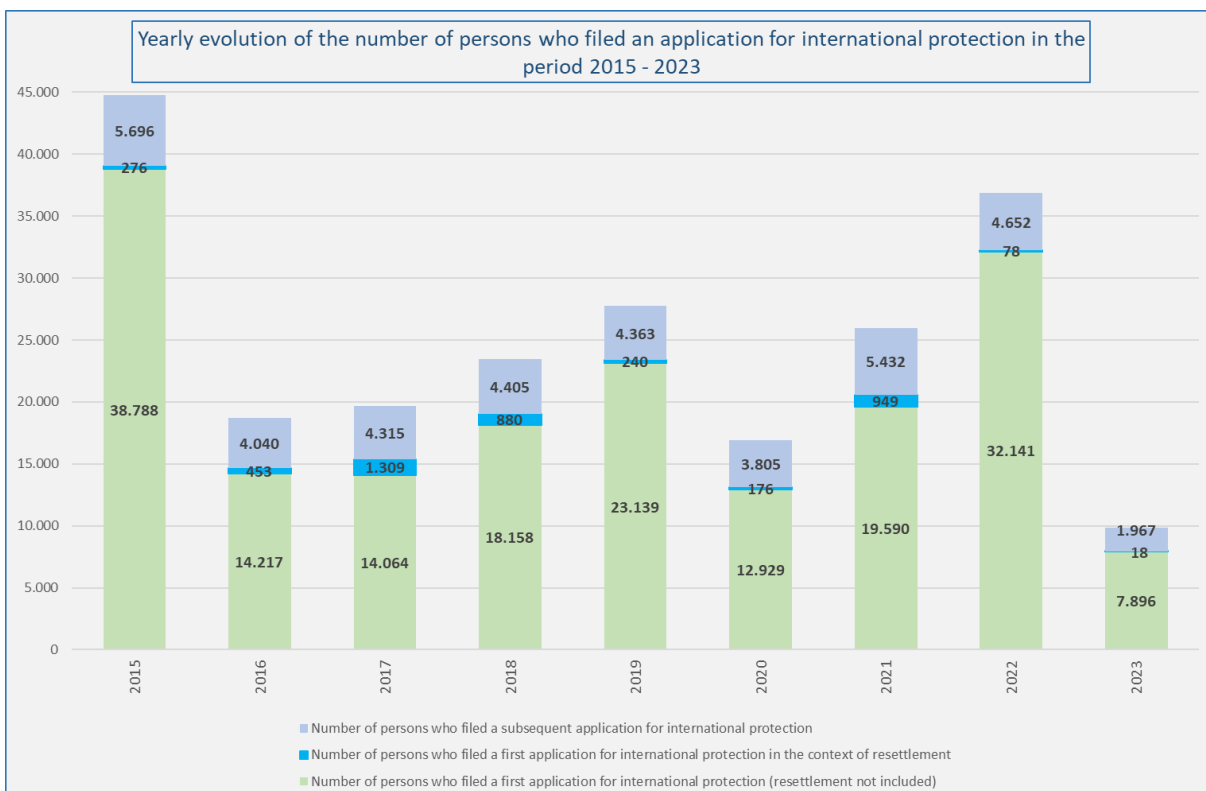
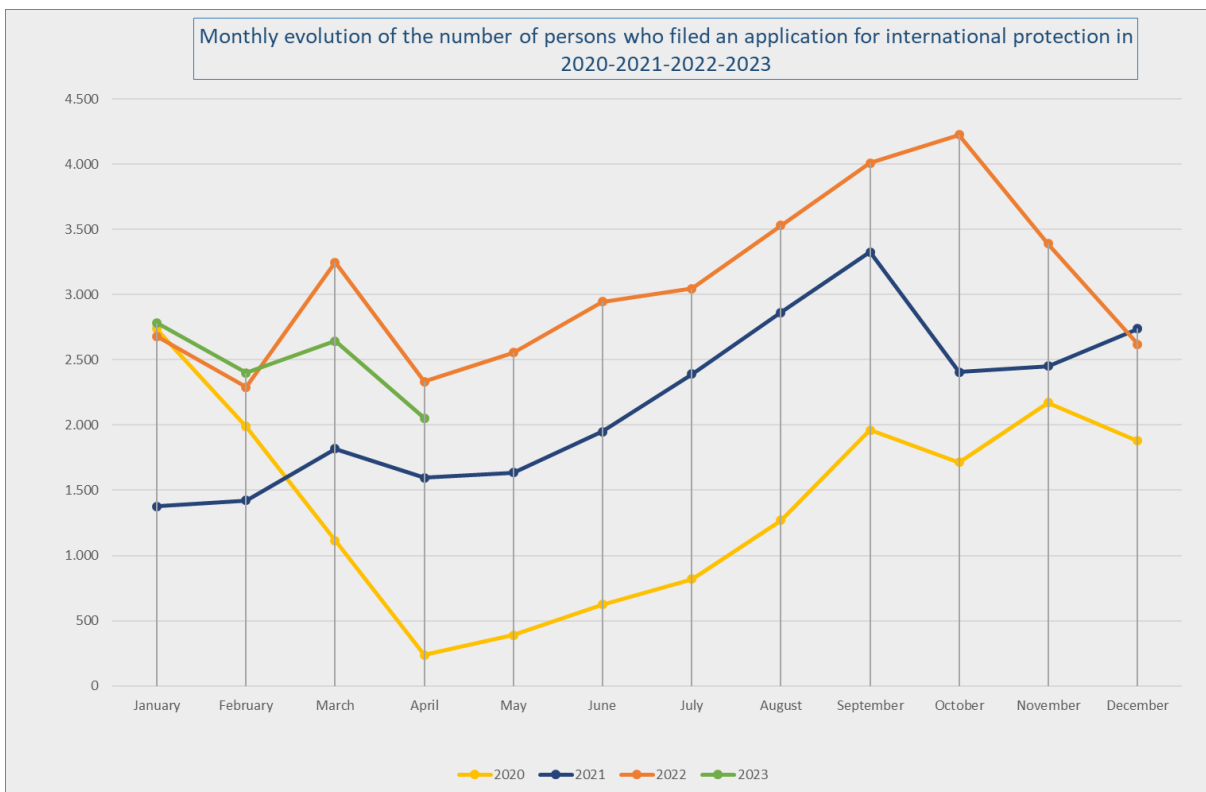
APPLICATIONS FOR INTERNATIONAL PROTECTION		April 2023	2023
Number of persons who filed a first application for international protection (resettlement not included)		1.628	7.896
Number of persons who filed a first application for international protection in the context of resettlement		0	18
Number of persons who filed a subsequent application for international protection		425	1.967
<b>Total number of persons who filed an application for international protection</b>		<b>2.053</b>	<b>9.881</b>
DECISIONS		April 2023	2023
Intermediary decisions			
Number of persons for whom a further assessment (border) was decided + number of persons whose subsequent application was declared admissible		114	389
Final decisions			
Number of persons who received a decision granting refugee status		1.160	3.819
Number of persons who received a decision granting subsidiary protection status		37	161
Number of persons whose application was declared inadmissible		359	1.387
Number of persons whose application was considered manifestly unfounded		102	428
Number of persons who received a decision refusing refugee status and refusing subsidiary protection status		779	3.154
Number of persons whose status was ended or revoked		12	29
<b>Total number of persons who received a decision regarding their application for international protection</b>		<b>2.563</b>	<b>9.367</b>
CASELOAD		End of April 2023	
		21.606 cases	

Date of publication: May 2023

Contact person : [Stefaan.Moens@ibz.fgov.be](mailto:Stefaan.Moens@ibz.fgov.be)

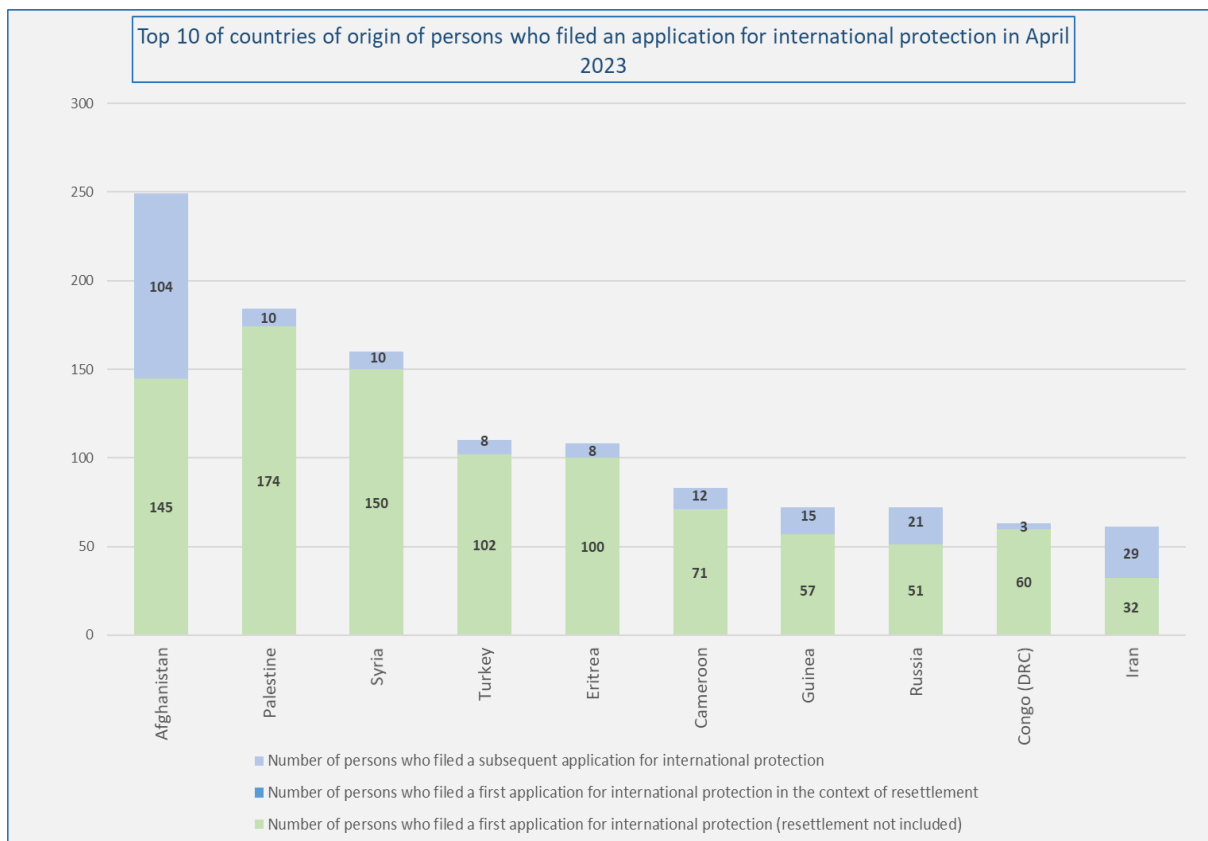
## APPLICATIONS FOR INTERNATIONAL PROTECTION (Source: Immigration Office)

<b>Number of persons who filed an application for international protection in 2022 and 2023</b>				
	<b>Total number of persons who filed an application for international protection 2022</b>	<b>Number of persons who filed a first application for international protection 2022 (resettlement not included)</b>	<b>Number of persons who filed a first application for international protection 2022 in the context of resettlement</b>	<b>Number of persons who filed a subsequent application for international protection 2022</b>
January	2.680	2.208	15	457
February	2.290	1.885	0	405
March	3.247	2.922	8	317
April	2.333	1.936	9	388
May	2.556	2.190	0	366
June	2.945	2.521	9	415
July	3.047	2.660	5	382
August	3.529	3.202	0	327
September	4.009	3.630	0	379
October	4.224	3.764	4	456
November	3.391	2.999	22	370
December	2.620	2.224	6	390
<b>Total</b>	<b>36.871</b>	<b>32.141</b>	<b>78</b>	<b>4.652</b>
	<b>Total number of persons who filed an application for international protection 2023</b>	<b>Number of persons who filed a first application for international protection 2023 (resettlement not included)</b>	<b>Number of persons who filed a first application for international protection 2023 in the context of resettlement</b>	<b>Number of persons who filed a subsequent application for international protection 2023</b>
January	2.785	2.286	8	491
February	2.399	1.944	0	455
March	2.644	2.038	10	596
April	2.053	1.628	0	425
May				
June				
July				
August				
September				
October				
November				
December				
<b>Total</b>	<b>9.881</b>	<b>7.896</b>	<b>18</b>	<b>1.967</b>

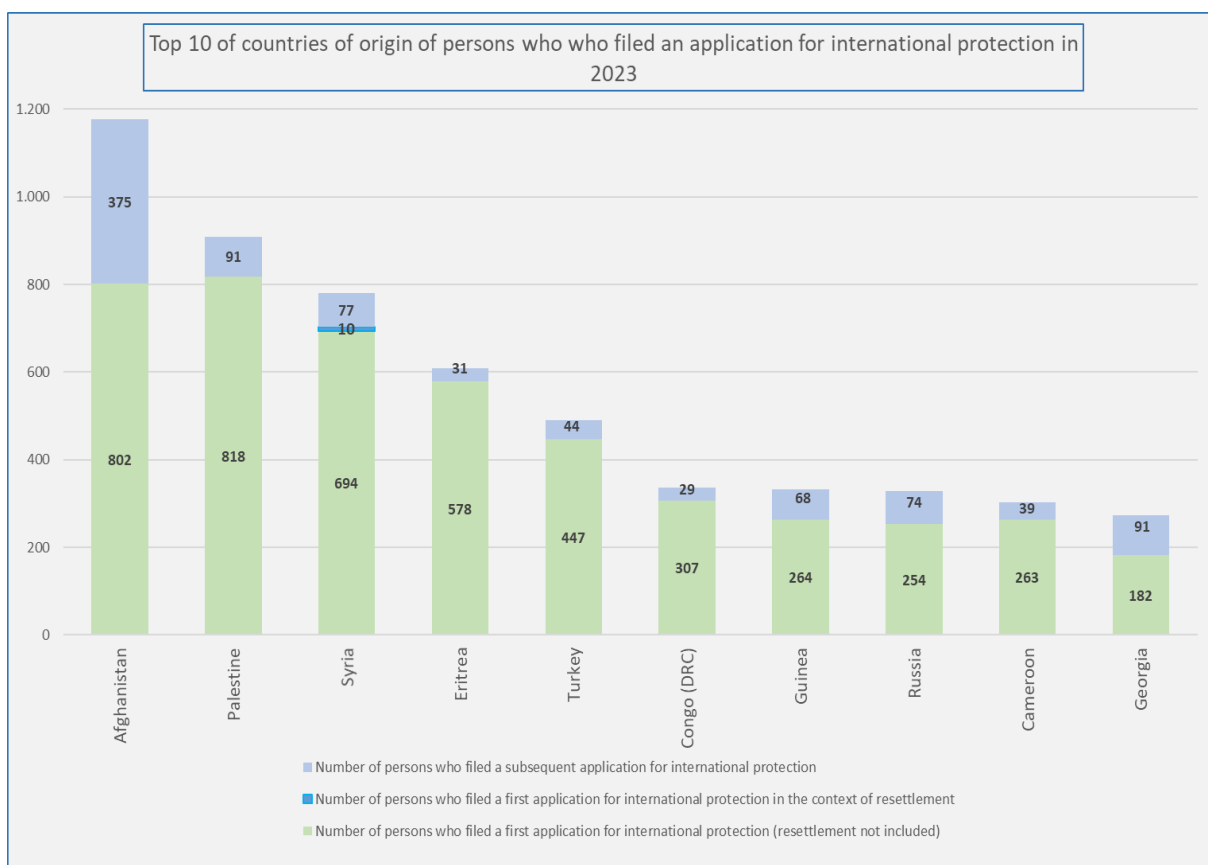


TOP 10 OF COUNTRIES OF ORIGIN (Source: Immigration Office )

Top 10 of countries of origin of persons who filed an application for international protection in April 2023					
	Country of origin	Total number of persons who filed an application for international protection	Number of persons who filed a first application for international protection (resettlement not included)	Number of persons who filed a first application for international protection in the context of resettlement	Number of persons who filed a subsequent application for international protection
1	Afghanistan	249	145	0	104
2	Palestine	184	174	0	10
3	Syria	160	150	0	10
4	Turkey	110	102	0	8
5	Eritrea	108	100	0	8
6	Cameroon	83	71	0	12
7	Guinea	72	57	0	15
8	Russia	72	51	0	21
9	Congo (DRC)	63	60	0	3
10	Iran	61	32	0	29
	Other countries	891	686	0	205
	<b>Total April</b>	<b>2.053</b>	<b>1.628</b>	<b>0</b>	<b>425</b>



Top 10 of countries of origin of persons who who filed an application for international protection in 2023					
	Country of origin	Total number of persons who filed an application for international protection	Number of persons who filed a first application for international protection (resettlement not included)	Number of persons who filed a first application for international protection in the context of resettlement	Number of persons who filed a subsequent application for international protection
1	Afghanistan	1.177	802	0	375
2	Palestine	909	818	0	91
3	Syria	781	694	10	77
4	Eritrea	609	578	0	31
5	Turkey	491	447	0	44
6	Congo (DRC)	336	307	0	29
7	Guinea	332	264	0	68
8	Russia	328	254	0	74
9	Cameroon	302	263	0	39
10	Georgia	273	182	0	91
	Other countries	4.343	3.287	8	1.048
	<b>Total 2023</b>	<b>9.881</b>	<b>7.896</b>	<b>18</b>	<b>1.967</b>



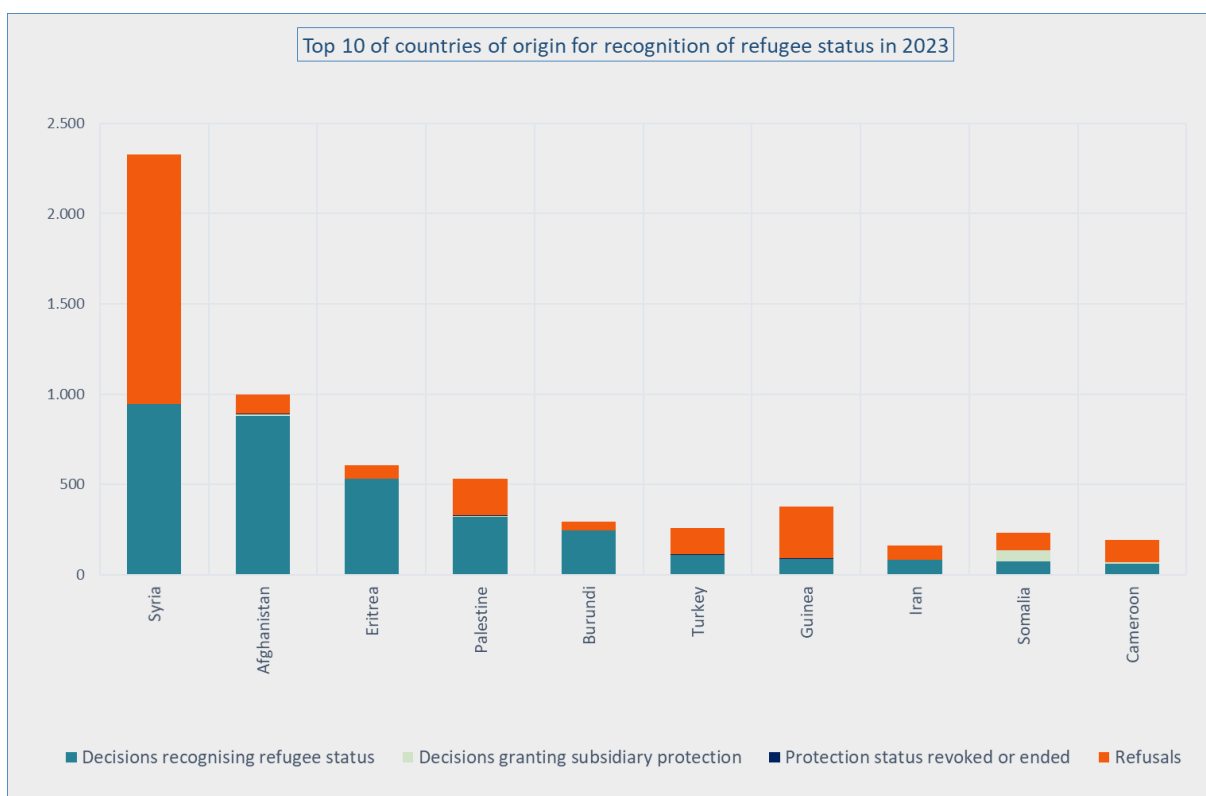
## DECISIONS (Source: CGRS)

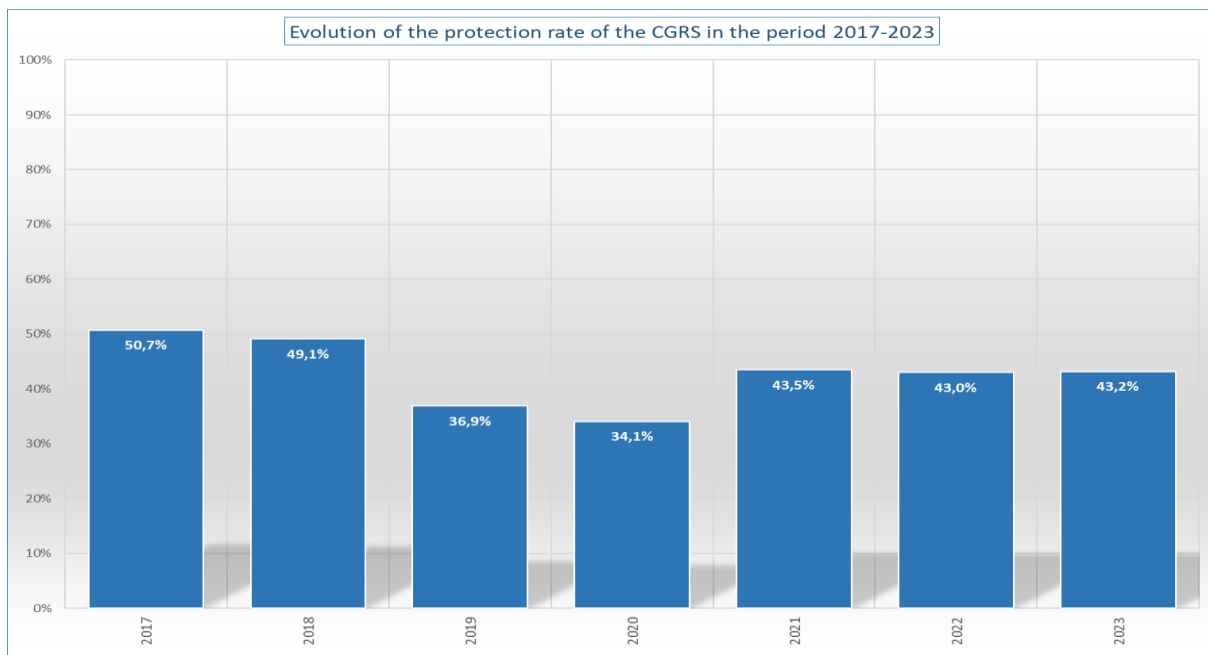
Number of persons who received a decision regarding their application for international protection													
Decisions	Jan	Feb	Mar	Apr	May	Jun	Jul	Aug	Sep	Oct	Nov	Dec	Tot
<b>Intermediary decisions</b>													
Number of persons for whom a further assessment (border) was decided + number of persons whose subsequent application was declared admissible	75	85	115	114									389
<b>Final decisions</b>													
Number of persons who received a decision granting refugee status	762	760	1.137	1.160									3.819
Number of persons who received a decision granting subsidiary protection status	40	46	38	37									161
Number of persons whose application was declared inadmissible	317	308	403	359									1.387
Number of persons whose application was considered manifestly unfounded	105	83	138	102									428
Number of persons who received a decision refusing refugee status and refusing subsidiary protection status	644	773	958	779									3.154
<b>Number of persons whose status was ended or revoked</b>	7	5	5	12									29
<b>Total number of persons who received a decision regarding their application for international protection</b>	1.950	2.060	2.794	2.563									9.367

Decisions	Number of decisions (cases)												Tot
	Jan	Feb	Mar	Apr	May	Jun	Jul	Aug	Sep	Oct	Nov	Dec	
<b>Intermediary decisions</b>													
Further assessment (border) + subsequent application declared admissible	67	78	98	93									336
<b>Final decisions</b>													
Recognition of refugee status (RS)	653	644	917	975									3.189
Granting of subsidiary protection status (SP)	38	41	37	33									149
Application declared inadmissible	274	281	355	313									1.223
Application considered manifestly unfounded	74	50	105	73									302
Refusal of refugee status and refusal of subsidiary protection status	588	705	866	711									2.870
<b>Protection status revoked or ended</b>	7	5	5	12									29
<b>Total number of decisions</b>	1.701	1.804	2.383	2.210									8.098

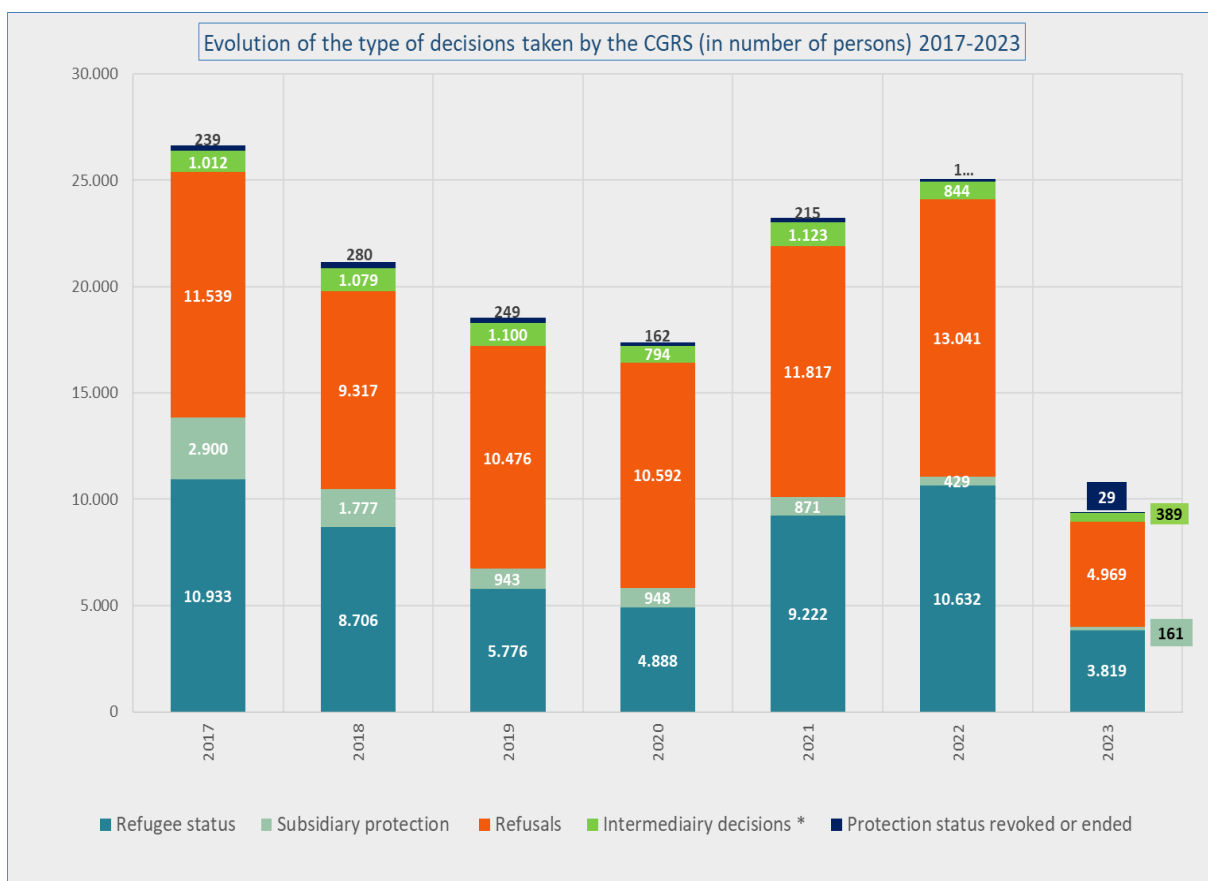
Top 10 of countries of origin for recognition of refugee status in 2023						
	Country of origin	Decisions recognising refugee status	Decisions granting subsidiary protection	Protection status revoked or ended	Refusals	Total number of final decisions *
1	Syria	944	1	2	1.382	2.329
2	Afghanistan	877	11	3	108	999
3	Eritrea	532	0	0	76	608
4	Palestine	318	8	1	206	533
5	Burundi	244	0	0	50	294
6	Turkey	109	0	2	145	256
7	Guinea	87	1	2	288	378
8	Iran	81	0	1	79	161
9	Somalia	74	60	1	98	233
10	Cameroon	60	8	0	124	192
	Other countries	493	72	17	2.413	2.995
	<b>Total 2023</b>	<b>3.819</b>	<b>161</b>	<b>29</b>	<b>4.969</b>	<b>8.978</b>

\* The decisions 'further assessment (border) and subsequent application declared admissible' are a kind of intermediary decision and are therefore **not included** in the final decisions.





\* The protection rate is the percentage of applications leading to recognition of refugee status or granting of subsidiary protection status compared to the total number of final decisions (= total number of decisions – the intermediary decisions) - the number of files where the protection status was revoked or ended.



\* 'Intermediary decisions' are the decisions 'further assessment (border) and subsequent application declared admissible.'

CASELOAD (Source: CGRS)

At the end of April 2023, the total workload amounted to **21,606** cases (25,452 persons). In view of the current inflow and the expansion of the workforce (more applications are being processed) **4,800** dossiers can be considered as a normal caseload. The actual backlog amounts to **16,806** cases.

