

ASYLUM STATISTICS AUGUST 2023

SURVEY

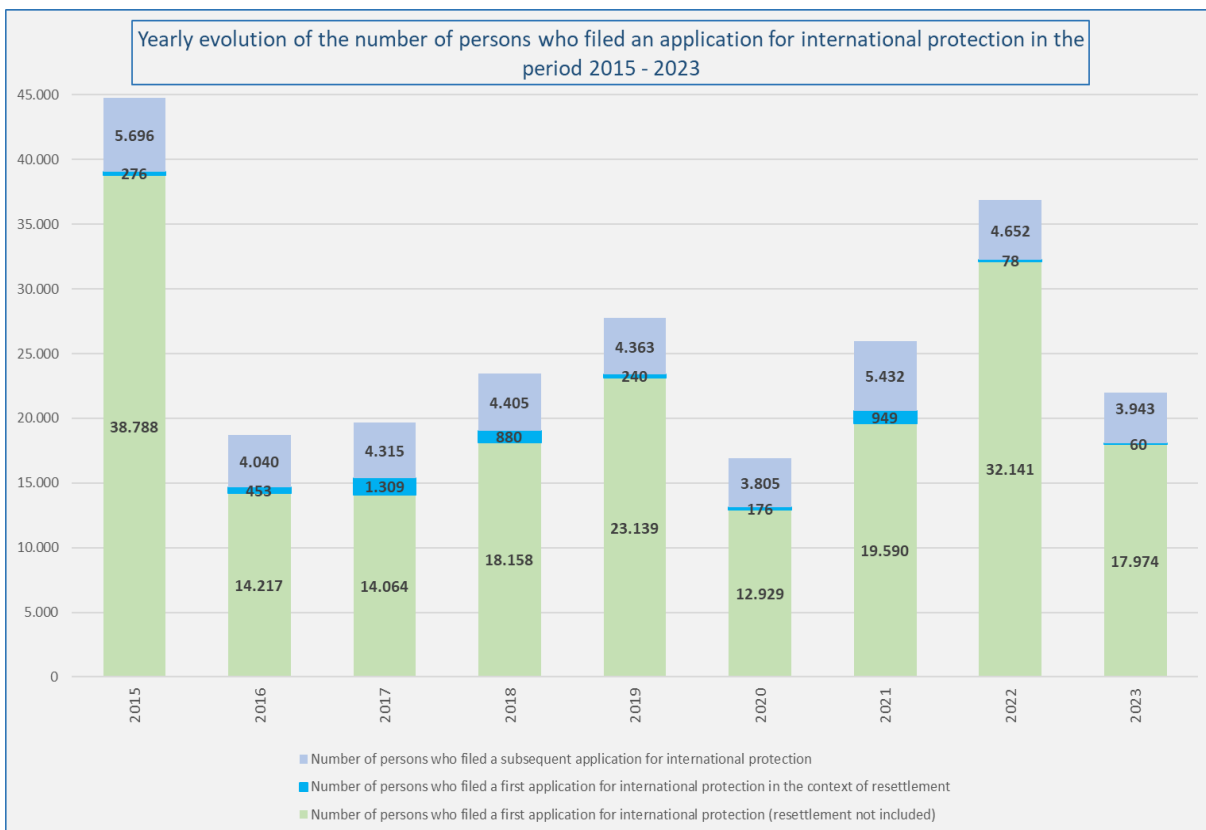
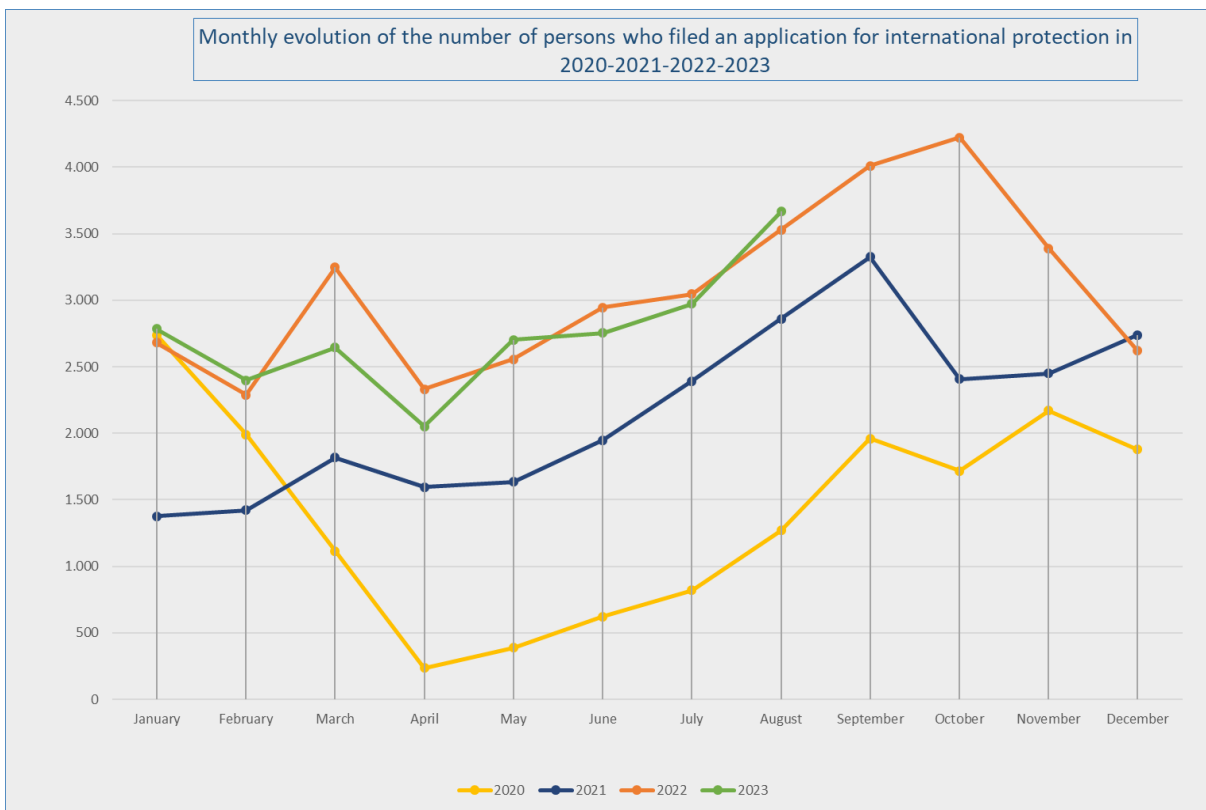
APPLICATIONS FOR INTERNATIONAL PROTECTION		August 2023	2023
Number of persons who filed a first application for international protection (resettlement not included)		3.131	17.974
Number of persons who filed a first application for international protection in the context of resettlement		27	60
Number of persons who filed a subsequent application for international protection		508	3.943
Total number of persons who filed an application for international protection		3.666	21.977
DECISIONS		August 2023	2023
Intermediary decisions			
Number of persons for whom a further assessment (border) was decided + number of persons whose subsequent application was declared admissible		119	964
Final decisions			
Number of persons who received a decision granting refugee status		822	7.838
Number of persons who received a decision granting subsidiary protection status		19	261
Number of persons whose application was declared inadmissible		377	3.027
Number of persons whose application was considered manifestly unfounded		27	629
Number of persons who received a decision refusing refugee status and refusing subsidiary protection status		774	6.530
Number of persons whose status was ended or revoked		2	64
Total number of persons who received a decision regarding their application for international protection		2.140	19.313
CASELOAD		End of August 2023	
		23.061 dossiers	

Date of publication: September 2023

Contact person : Stefaan.Moens@ibz.fgov.be

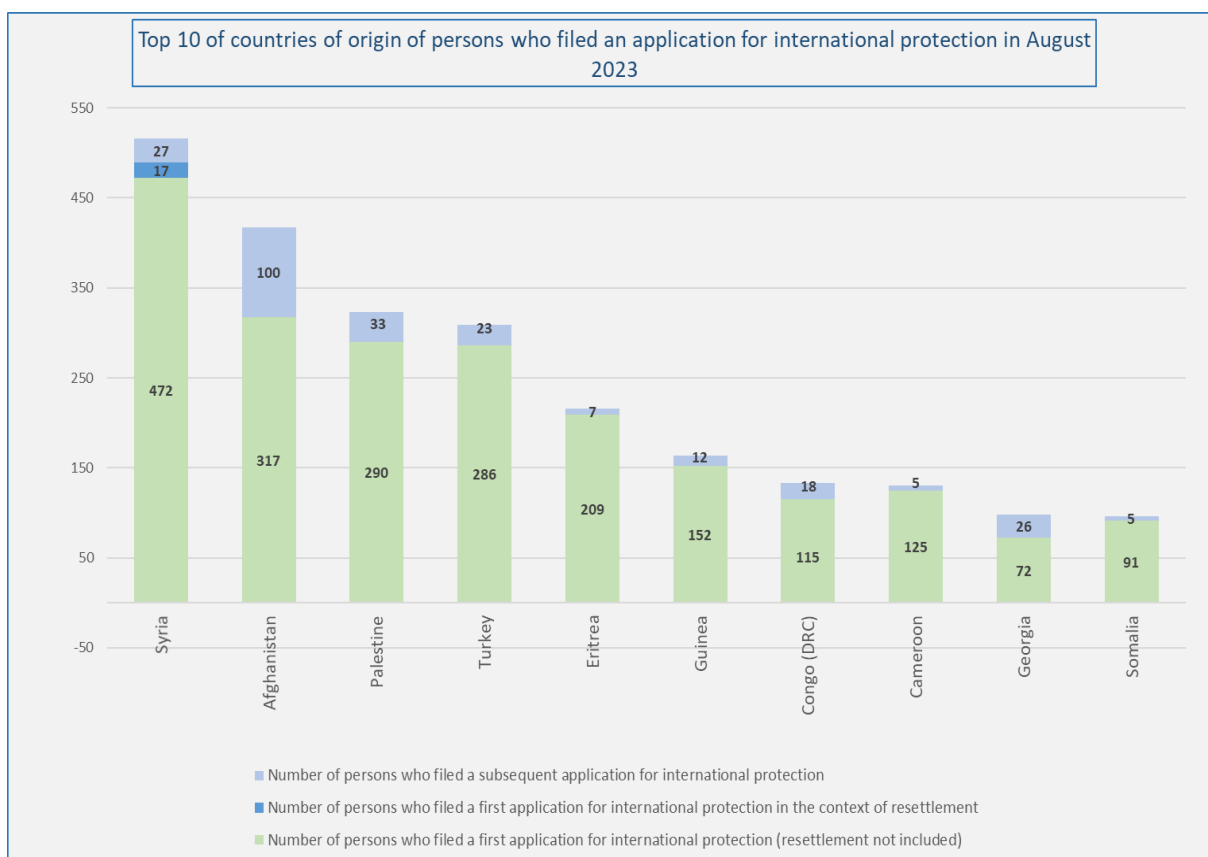
APPLICATIONS FOR INTERNATIONAL PROTECTION (Source: Immigration Office)

Number of persons who filed an application for international protection in 2022 and 2023				
	Total number of persons who filed an application for international protection 2022	Number of persons who filed a first application for international protection 2022 (resettlement not included)	Number of persons who filed a first application for international protection 2022 in the context of resettlement	Number of persons who filed a subsequent application for international protection 2022
January	2.680	2.208	15	457
February	2.290	1.885	0	405
March	3.247	2.922	8	317
April	2.333	1.936	9	388
May	2.556	2.190	0	366
June	2.945	2.521	9	415
July	3.047	2.660	5	382
August	3.529	3.202	0	327
September	4.009	3.630	0	379
October	4.224	3.764	4	456
November	3.391	2.999	22	370
December	2.620	2.224	6	390
Total	36.871	32.141	78	4.652
	Total number of persons who filed an application for international protection 2023	Number of persons who filed a first application for international protection 2023 (resettlement not included)	Number of persons who filed a first application for international protection 2023 in the context of resettlement	Number of persons who filed a subsequent application for international protection 2023
January	2.785	2.286	8	491
February	2.399	1.944	0	455
March	2.644	2.038	10	596
April	2.053	1.628	0	425
May	2.703	2.237	0	466
June	2.755	2.231	15	509
July	2.972	2.479	0	493
August	3.666	3.131	27	508
September				
October				
November				
December				
Total	21.977	17.974	60	3.943

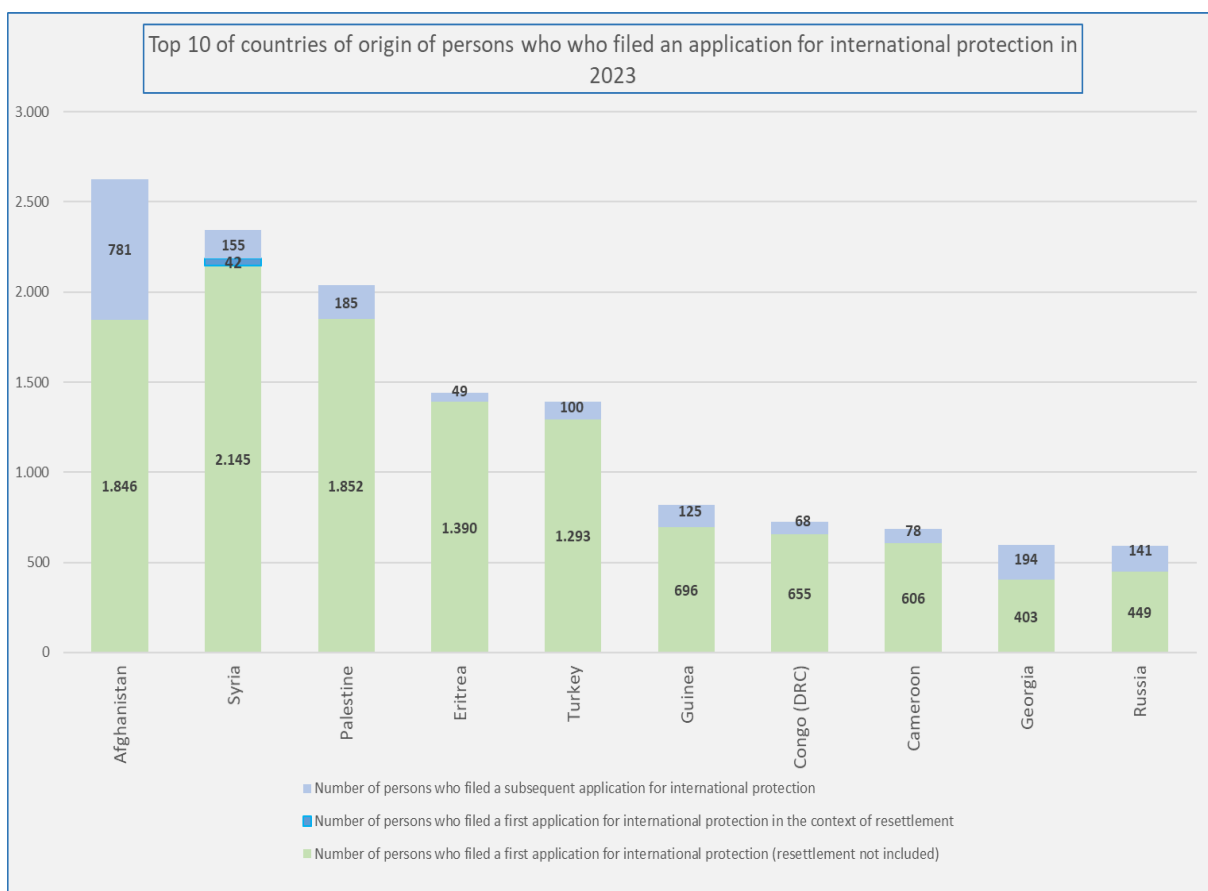


TOP 10 OF COUNTRIES OF ORIGIN (Source: Immigration Office)

Top 10 of countries of origin of persons who filed an application for international protection in August 2023					
	Country of origin	Total number of persons who filed an application for international protection	Number of persons who filed a first application for international protection (resettlement not included)	Number of persons who filed a first application for international protection in the context of resettlement	Number of persons who filed a subsequent application for international protection
1	Syria	516	472	17	27
2	Afghanistan	417	317	0	100
3	Palestine	323	290	0	33
4	Turkey	309	286	0	23
5	Eritrea	216	209	0	7
6	Guinea	164	152	0	12
7	Congo (DRC)	133	115	0	18
8	Cameroon	130	125	0	5
9	Georgia	98	72	0	26
10	Somalia	96	91	0	5
	Other countries	1.264	1.002	10	252
	Total August	3.666	3.131	27	508



Top 10 of countries of origin of persons who who filed an application for international protection in 2023					
	Country of origin	Total number of persons who filed an application for international protection	Number of persons who filed a first application for international protection (resettlement not included)	Number of persons who filed a first application for international protection in the context of resettlement	Number of persons who filed a subsequent application for international protection
1	Afghanistan	2.627	1.846	0	781
2	Syria	2.342	2.145	42	155
3	Palestine	2.037	1.852	0	185
4	Eritrea	1.439	1.390	0	49
5	Turkey	1.393	1.293	0	100
6	Guinea	821	696	0	125
7	Congo (DRC)	723	655	0	68
8	Cameroon	684	606	0	78
9	Georgia	597	403	0	194
10	Russia	590	449	0	141
	Other countries	8.724	6.639	18	2.067
	Total 2023	21.977	17.974	60	3.943



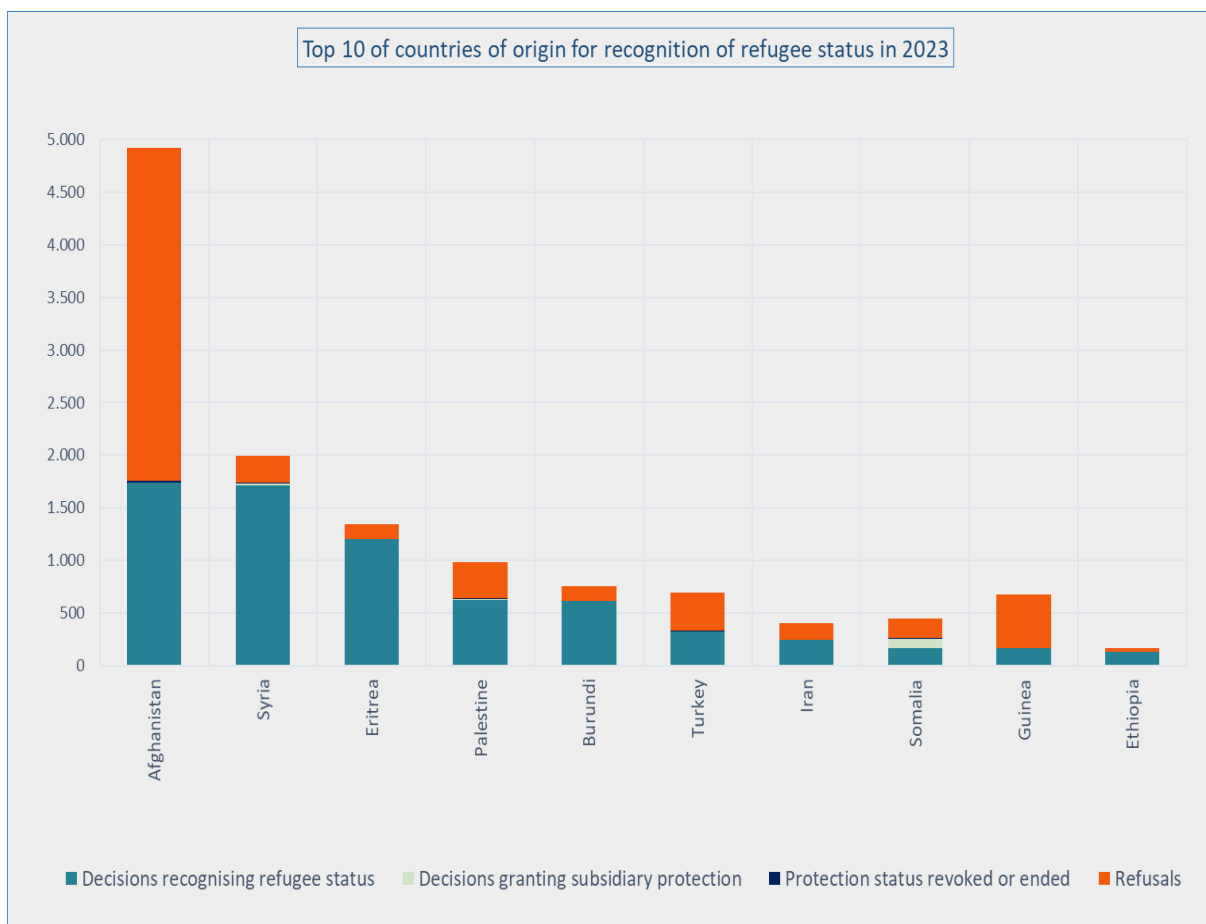
DECISIONS (Source: CGRS)

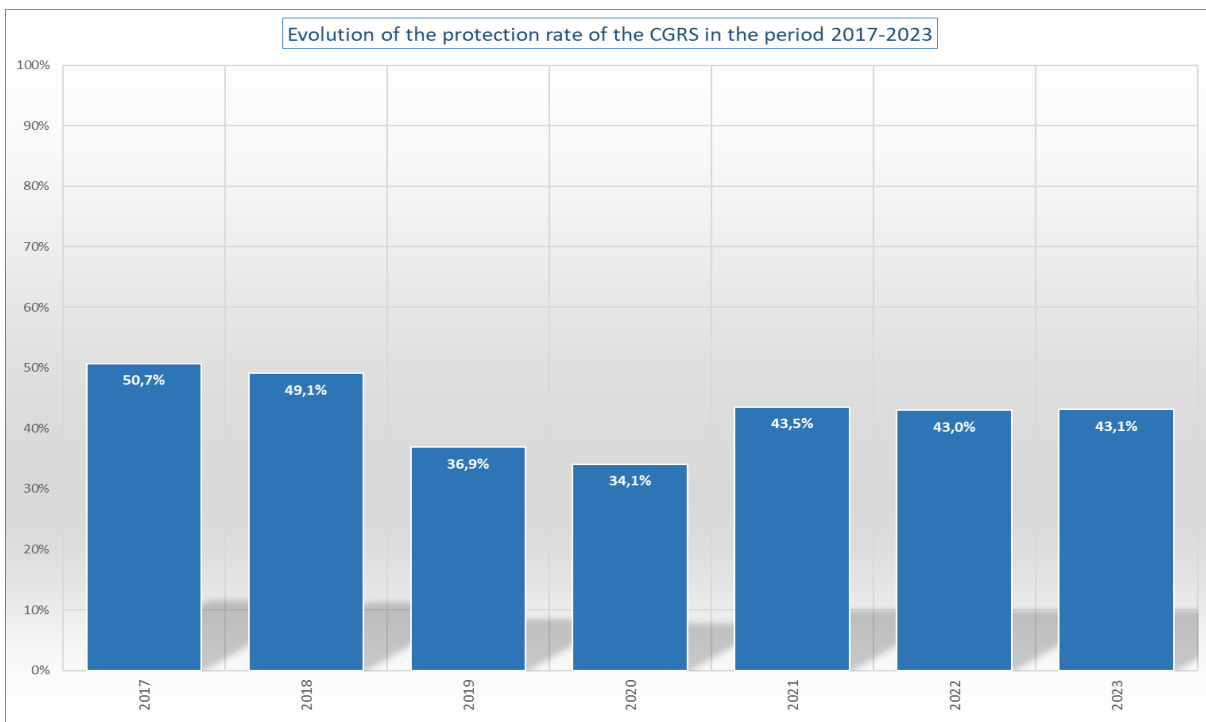
Number of persons who received a decision regarding their application for international protection													
Decisions	Jan	Feb	Mar	Apr	May	Jun	Jul	Aug	Sep	Oct	Nov	Dec	Tot
Intermediary decisions													
Number of persons for whom a further assessment (border) was decided + number of persons whose subsequent application was declared admissible	77	85	122	114	133	172	142	119					964
Final decisions													
Number of persons who received a decision granting refugee status	766	775	1.144	1.170	1.110	1.136	915	822					7.838
Number of persons who received a decision granting subsidiary protection status	41	48	38	37	36	25	17	19					261
Number of persons whose application was declared inadmissible	330	313	416	370	357	422	442	377					3.027
Number of persons whose application was considered manifestly unfounded	109	84	139	102	58	62	48	27					629
Number of persons who received a decision refusing refugee status and refusing subsidiary protection status	649	782	968	784	881	866	826	774					6.530
Number of persons whose status was ended or revoked	7	5	5	13	5	13	14	2					64
Total number of persons who received a decision regarding their application for international protection	1.979	2.092	2.832	2.590	2.580	2.696	2.404	2.140					19.313

Number of decisions (cases)													
Decisions	Jan	Feb	Mar	Apr	May	Jun	Jul	Aug	Sep	Oct	Nov	Dec	Tot
Intermediary decisions													
Further assessment (border) + subsequent application declared admissible	67	78	98	93	115	143	111	104					809
Final decisions													
Recognition of refugee status (RS)	653	644	917	975	947	950	789	662					6.537
Granting of subsidiary protection status (SP)	38	41	37	33	33	25	16	19					242
Application declared inadmissible	274	281	355	313	322	379	375	315					2.614
Application considered manifestly unfounded	74	50	105	73	44	46	34	17					443
Refusal of refugee status and refusal of subsidiary protection status	588	705	866	712	800	777	755	703					5.906
Protection status revoked or ended	7	5	5	12	5	12	14	2					62
Total number of decisions	1.701	1.804	2.383	2.211	2.266	2.332	2.094	1.822					16.613

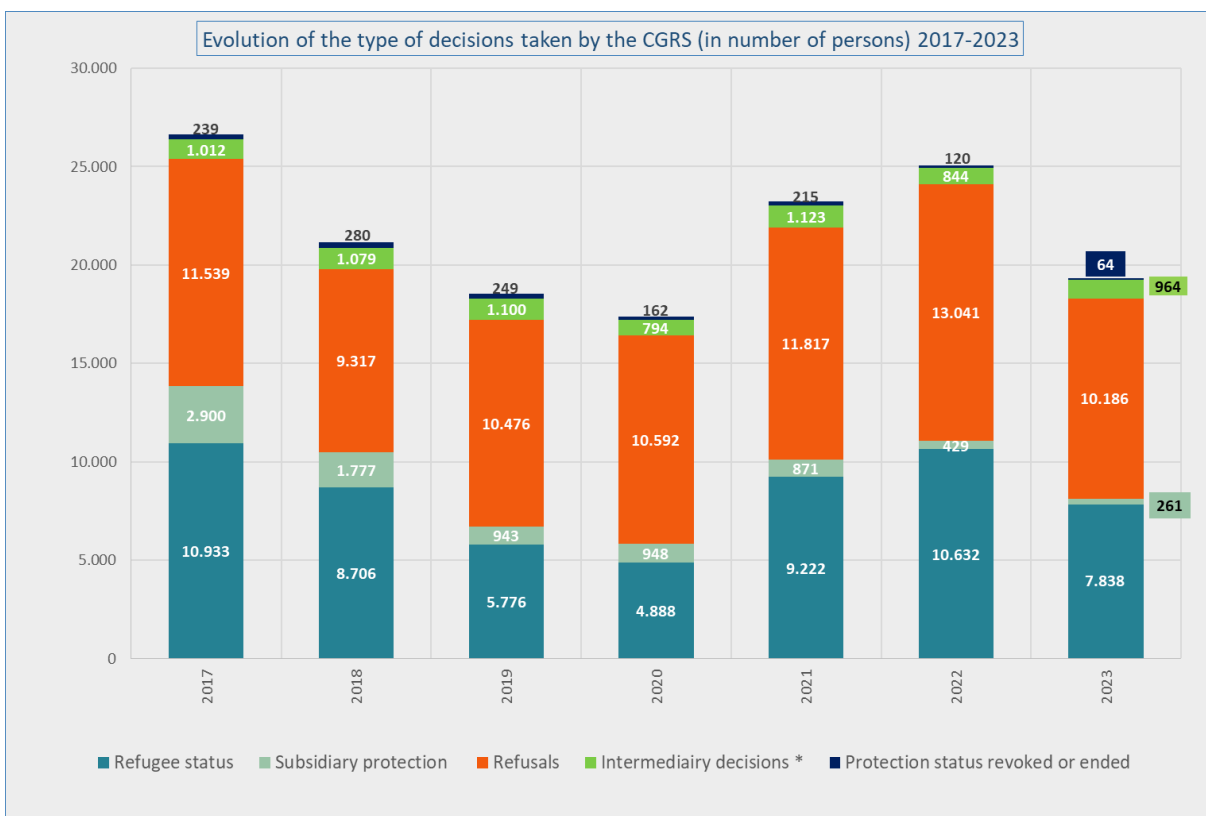
Top 10 of countries of origin for recognition of refugee status in 2023						
	Country of origin	Decisions recognising refugee status	Decisions granting subsidiary protection	Protection status revoked or ended	Refusals	Total number of final decisions *
1	Afghanistan	1.740	2	13	3.170	4.925
2	Syria	1.712	22	4	260	1.998
3	Eritrea	1.202	0	0	140	1.342
4	Palestine	623	12	1	345	981
5	Burundi	612	1	1	143	757
6	Turkey	325	0	4	364	693
7	Iran	246	0	1	157	404
8	Somalia	166	90	8	184	448
9	Guinea	163	1	4	507	675
10	Ethiopia	128	0	0	37	165
	Other countries	921	133	28	4.879	5.961
	Total 2023	7.838	261	64	10.186	18.349

* The decisions 'further assessment (border) and subsequent application declared admissible' are a kind of intermediary decision and are therefore **not included** in the final decisions.





* The protection rate is the percentage of applications leading to recognition of refugee status or granting of subsidiary protection status compared to the total number of final decisions (= total number of decisions – the intermediary decisions) - the number of files where the protection status was revoked or ended.



* 'Intermediary decisions' are the decisions 'further assessment (border) and subsequent application declared admissible.'

CASELOAD (Source: CGRS)

At the end of August 2023, the total workload amounted to **23,061** cases (27,506 persons). In view of the current inflow and the expansion of the workforce (more applications are being processed) 6,500 dossiers can be considered as a normal caseload. The actual backlog amounts to **16,561** cases.

