



## ASYLUM STATISTICS JANUARY 2024

### SURVEY

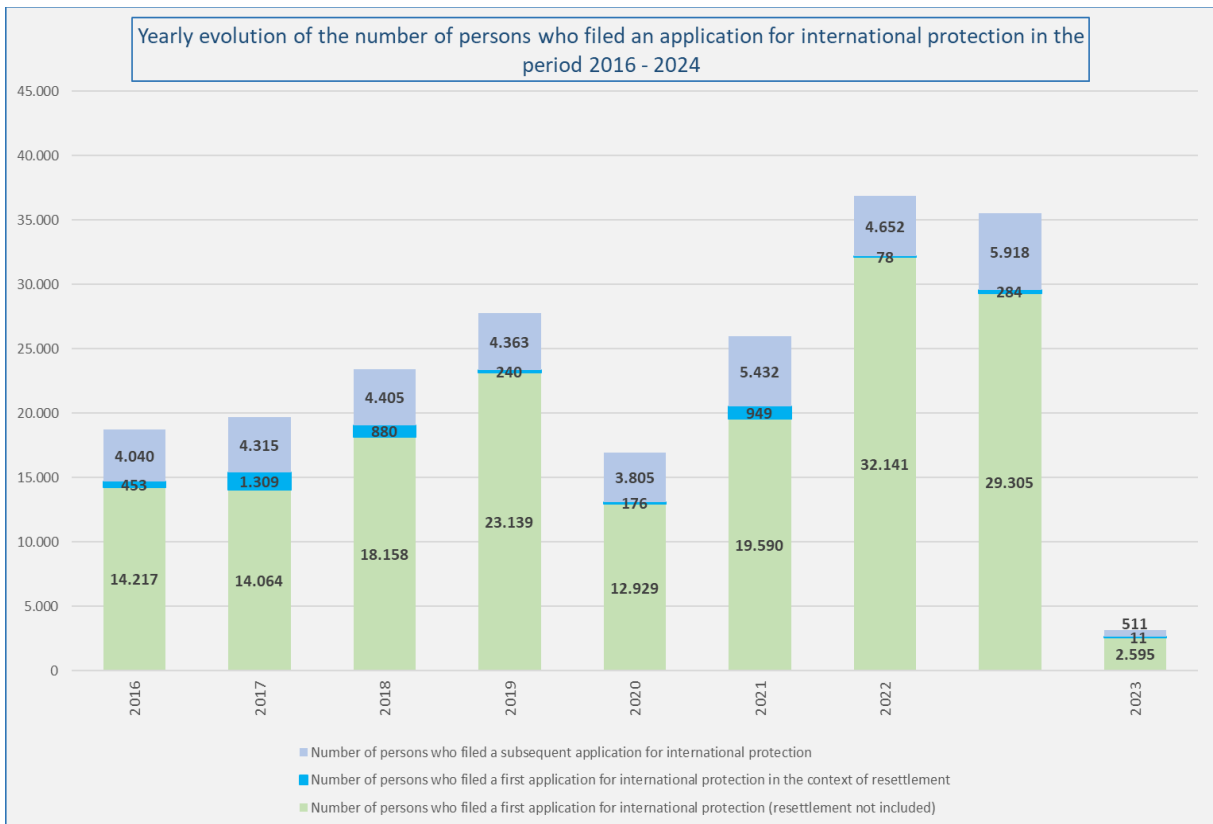
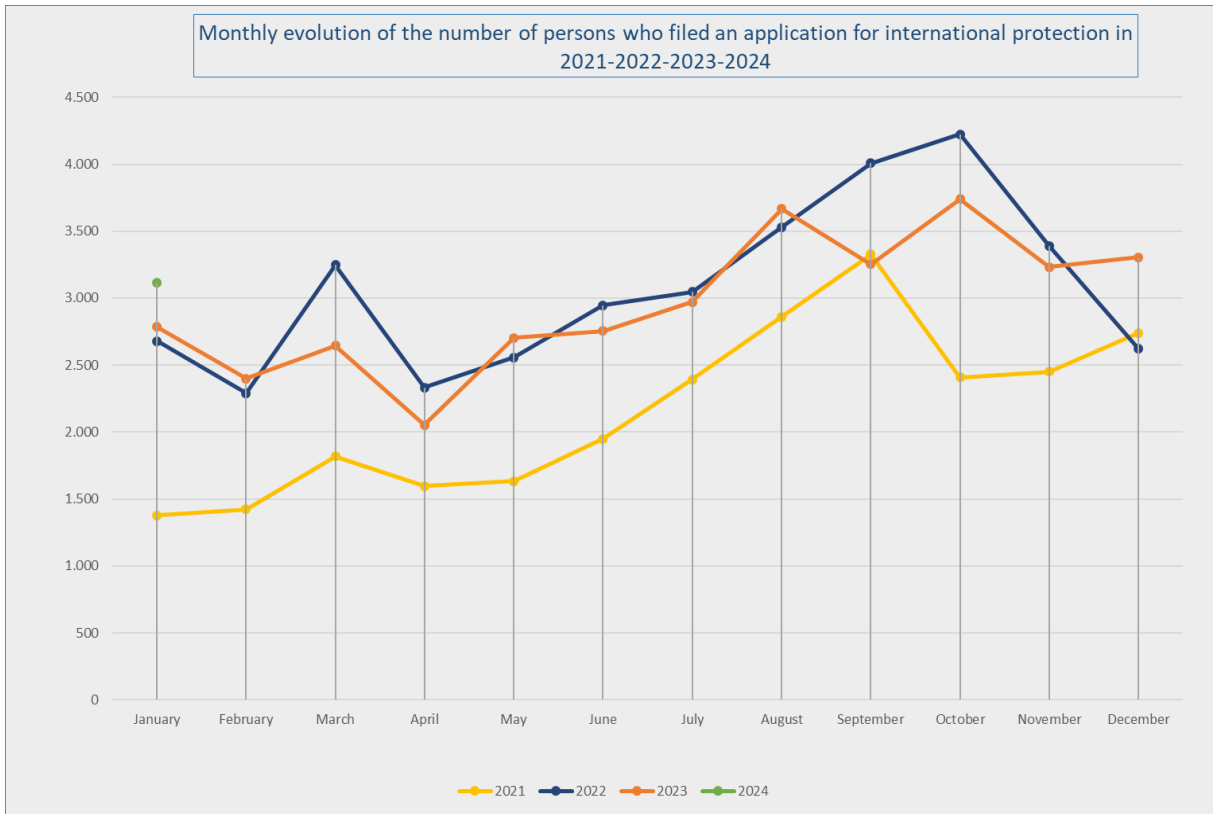
APPLICATIONS FOR INTERNATIONAL PROTECTION		January 2024
Number of persons who filed a first application for international protection (resettlement not included)		2.595
Number of persons who filed a first application for international protection in the context of resettlement		11
Number of persons who filed a subsequent application for international protection		511
<b>Total number of persons who filed an application for international protection</b>		<b>3.117</b>
DECISIONS		January 2024
Intermediary decisions		
Number of persons for whom a further assessment (border) was decided + number of persons whose subsequent application was declared admissible		109
Final decisions		
Number of persons who received a decision granting refugee status		1.039
Number of persons who received a decision granting subsidiary protection status		45
Number of persons whose application was declared inadmissible		378
Number of persons whose application was considered manifestly unfounded		46
Number of persons who received a decision refusing refugee status and refusing subsidiary protection status		713
Number of persons whose status was ended or revoked		3
<b>Total number of persons who received a decision regarding their application for international protection</b>		<b>2.333</b>
CASELOAD		End of January 2024
		<b>26.586 cases</b>

Date of publication: February 2024

Contact: [CGRA-CGVS.Communication@ibz.be](mailto:CGRA-CGVS.Communication@ibz.be)

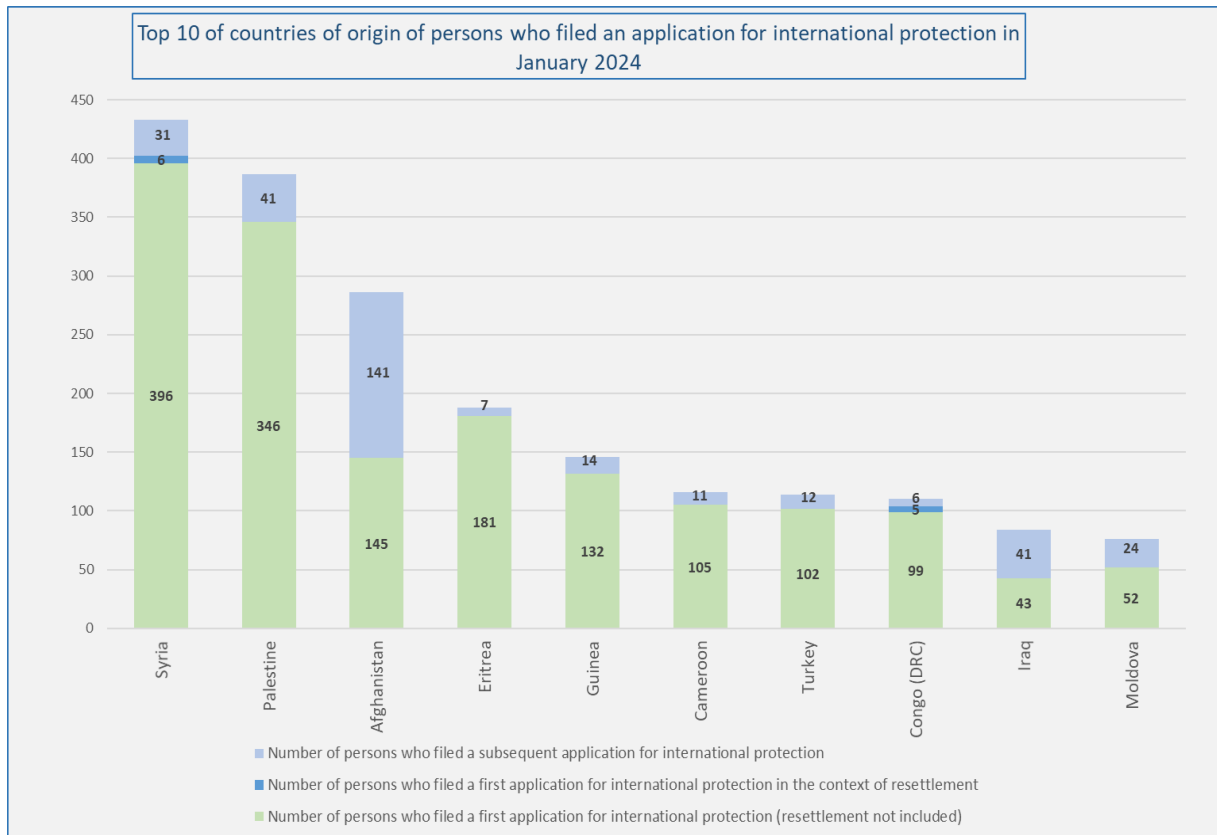
APPLICATIONS FOR INTERNATIONAL PROTECTION (Source: Immigration Office)

<b>Number of persons who filed an application for international protection in 2023 and 2024</b>				
<b>2023</b>	<b>Total number of persons who filed an application for international protection 2023</b>	<b>Number of persons who filed a first application for international protection 2023 (resettlement not included)</b>	<b>Number of persons who filed a first application for international protection 2023 in the context of resettlement</b>	<b>Number of persons who filed a subsequent application for international protection 2023</b>
January	2.785	2.286	8	491
February	2.399	1.944	0	455
March	2.644	2.038	10	596
April	2.053	1.628	0	425
May	2.703	2.237	0	466
June	2.755	2.231	15	509
July	2.972	2.479	0	493
August	3.666	3.131	27	508
September	3.254	2.756	20	478
October	3.740	3.124	102	514
November	3.232	2.733	9	490
December	3.304	2.718	93	493
<b>Total</b>	<b>35.507</b>	<b>29.305</b>	<b>284</b>	<b>5.918</b>
<b>2024</b>	<b>Total number of persons who filed an application for international protection 2024</b>	<b>Number of persons who filed a first application for international protection 2024 (resettlement not included)</b>	<b>Number of persons who filed a first application for international protection 2024 in the context of resettlement</b>	<b>Number of persons who filed a subsequent application for international protection 2024</b>
January	3.117	2.595	11	511
February				
March				
April				
May				
June				
July				
August				
September				
October				
November				
December				
<b>Total</b>	<b>3.117</b>	<b>2.595</b>	<b>11</b>	<b>511</b>



TOP 10 OF COUNTRIES OF ORIGIN (Source: Immigration Office )

Top 10 of countries of origin of persons who filed an application for international protection in January 2024				
Country of origin	Total number of persons who filed an application for international protection	Number of persons who filed a first application for international protection (resettlement not included)	Number of persons who filed a first application for international protection in the context of resettlement	Number of persons who filed a subsequent application for international protection
1 Syria	433	396	6	31
2 Palestine	387	346	0	41
3 Afghanistan	286	145	0	141
4 Eritrea	188	181	0	7
5 Guinea	146	132	0	14
6 Cameroon	116	105	0	11
7 Turkey	114	102	0	12
8 Congo (DRC)	110	99	5	6
9 Iraq	84	43	0	41
10 Moldova	76	52	0	24
Other countries	1.177	994	0	183
<b>Total January</b>	<b>3.117</b>	<b>2.595</b>	<b>11</b>	<b>511</b>



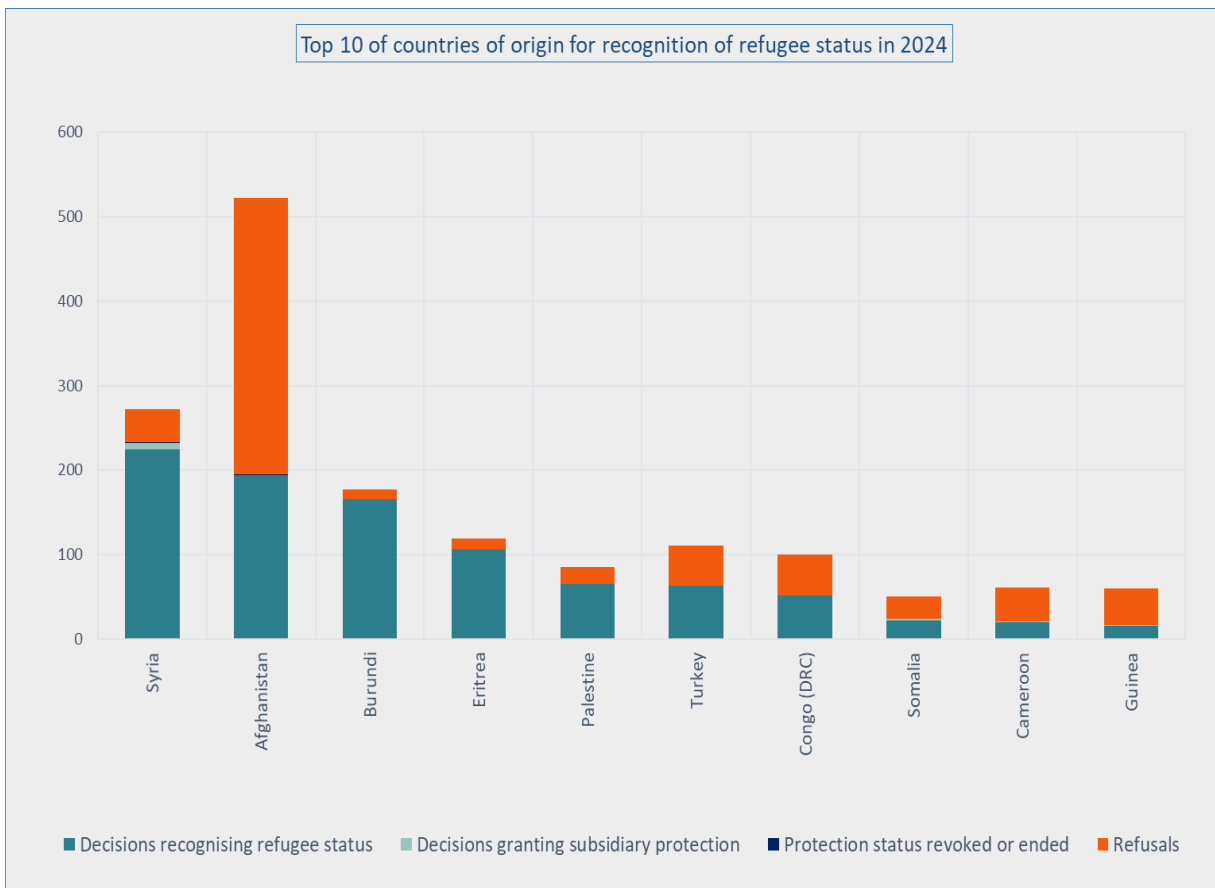
DECISIONS (Source: CGRS)

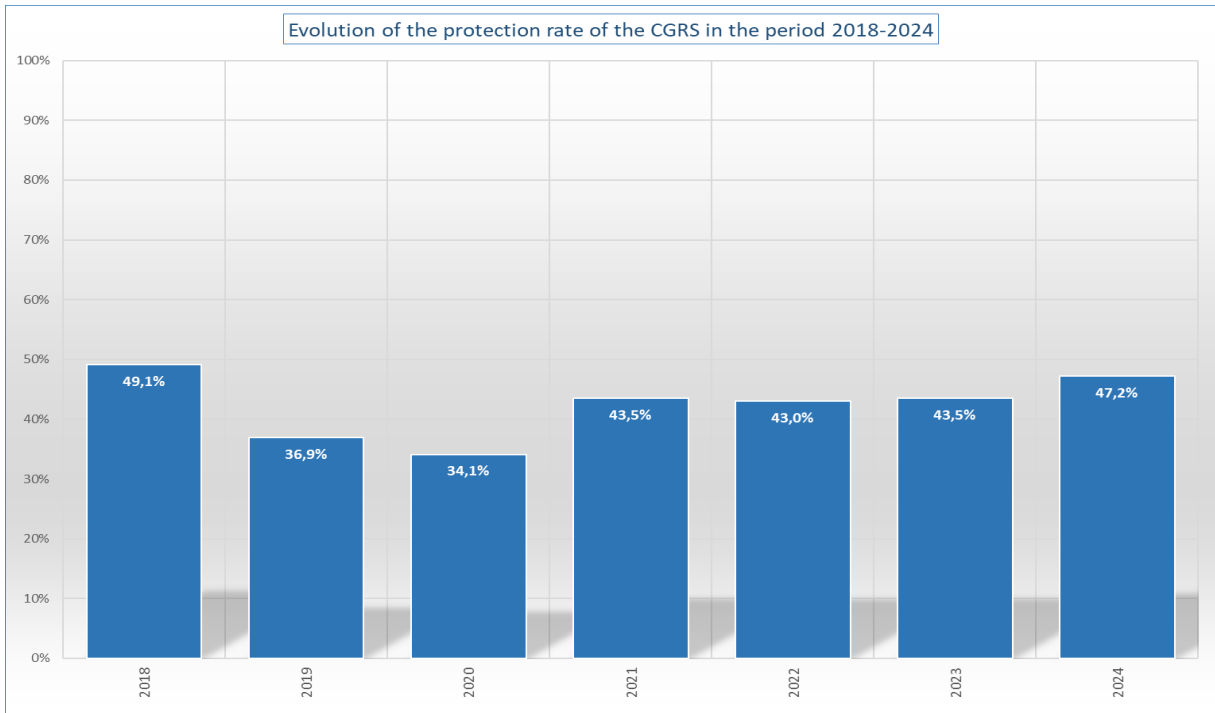
Number of persons who received a decision regarding their application for international protection													
Decisions	Jan	Feb	Mar	Apr	May	Jun	Jul	Aug	Sep	Oct	Nov	Dec	Tot
<b>Intermediary decisions</b>													
Number of persons for whom a further assessment (border) was decided + number of persons whose subsequent application was declared admissible	109												109
<b>Final decisions</b>													
Number of persons who received a decision granting refugee status	1.039												1.039
Number of persons who received a decision granting subsidiary protection status	45												45
Number of persons whose application was declared inadmissible	378												378
Number of persons whose application was considered manifestly unfounded	46												46
Number of persons who received a decision refusing refugee status and refusing subsidiary protection status	713												713
<b>Number of persons whose status was ended or revoked</b>	<b>3</b>												<b>3</b>
<b>Total number of persons who received a decision regarding their application for international protection</b>	<b>2.333</b>												<b>2.333</b>

Decisions	Number of decisions (cases)												Tot
	Jan	Feb	Mar	Apr	May	Jun	Jul	Aug	Sep	Oct	Nov	Dec	
<b>Intermediary decisions</b>													
Further assessment (border) + subsequent application declared admissible	91												91
<b>Final decisions</b>													
Recognition of refugee status (RS)	835												835
Granting of subsidiary protection status (SP)	41												41
Application declared inadmissible	304												304
Application considered manifestly unfounded	33												33
Refusal of refugee status and refusal of subsidiary protection status	641												641
<b>Protection status revoked or ended</b>	<b>3</b>												<b>3</b>
<b>Total number of decisions</b>	<b>1.948</b>												<b>1.948</b>

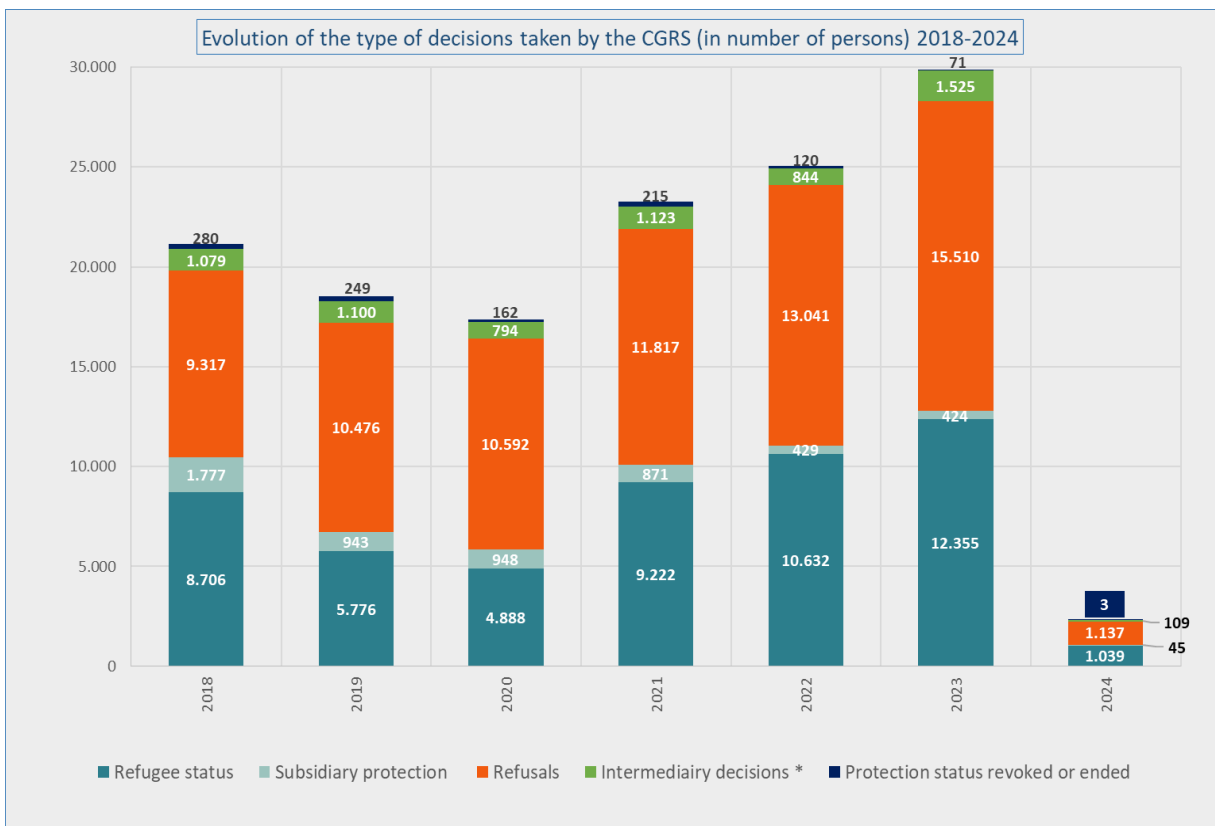
Top 10 of countries of origin for recognition of refugee status in 2024						
	Country of origin	Decisions recognising refugee status	Decisions granting subsidiary protection	Protection status revoked or ended	Refusals	Total number of final decisions *
1	Syria	225	7	1	39	272
2	Afghanistan	194	0	1	327	522
3	Burundi	165	0	0	12	177
4	Eritrea	106	0	0	13	119
5	Palestine	65	0	0	20	85
6	Turkey	63	0	0	48	111
7	Congo (DRC)	52	0	0	48	100
8	Somalia	22	2	0	27	51
9	Cameroon	20	1	0	40	61
10	Guinea	16	1	0	43	60
	Other countries	111	34	1	520	666
	<b>Total 2024</b>	<b>1.039</b>	<b>45</b>	<b>3</b>	<b>1.137</b>	<b>2.224</b>

\* The decisions 'further assessment (border) and subsequent application declared admissible' are a kind of intermediary decision and are therefore **not included** in the final decisions.





\* The protection rate is the percentage of applications leading to recognition of refugee status or granting of subsidiary protection status compared to the total number of final decisions (= total number of decisions – the intermediary decisions) - the number of files where the protection status was revoked or ended.



\* 'Intermediary decisions' are the decisions 'further assessment (border) and subsequent application declared admissible.'



CASELOAD (Source: CGRS)

At the end of January 2024, the total workload amounted to **26,586** cases (32,129 persons). In view of the current inflow and the expansion of the workforce (more applications are being processed) 6,500 dossiers can be considered as a normal caseload. The actual backlog amounts to **20,086** cases.

