

ASYLUM STATISTICS JULY 2023

SURVEY

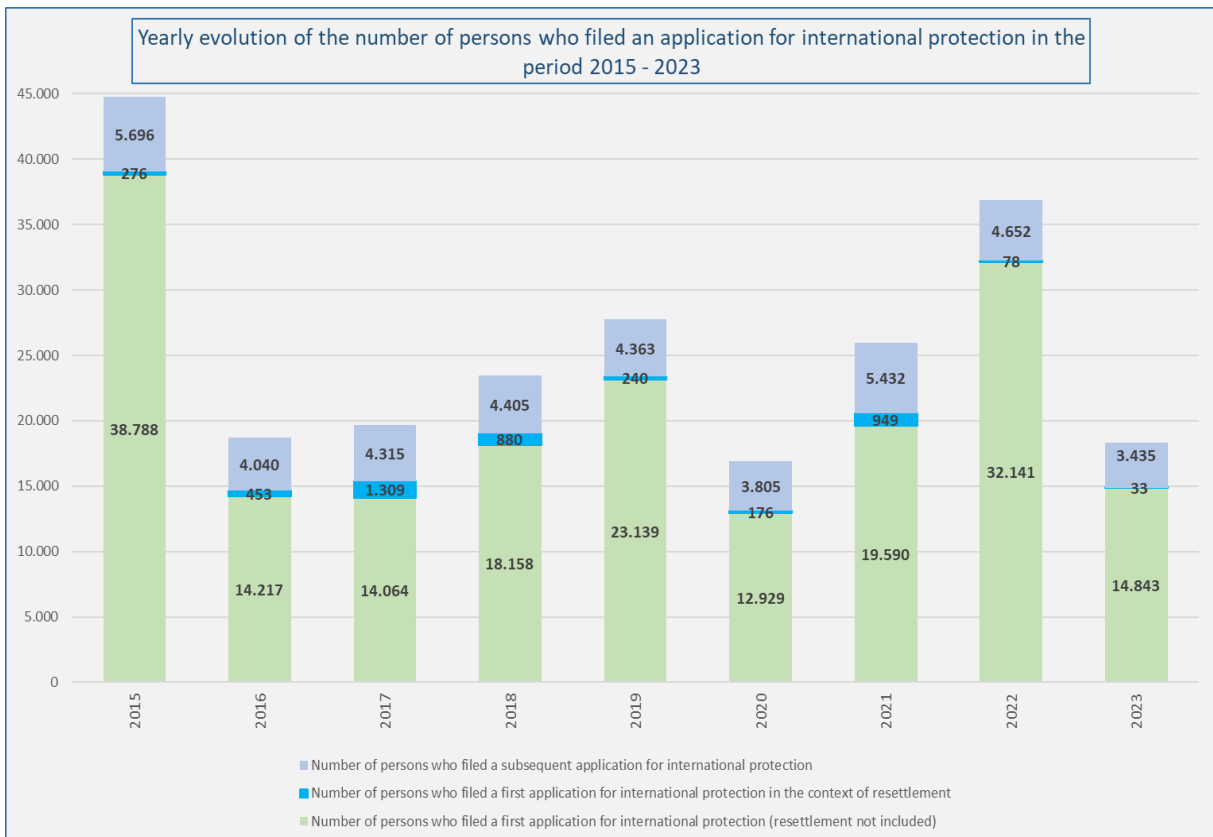
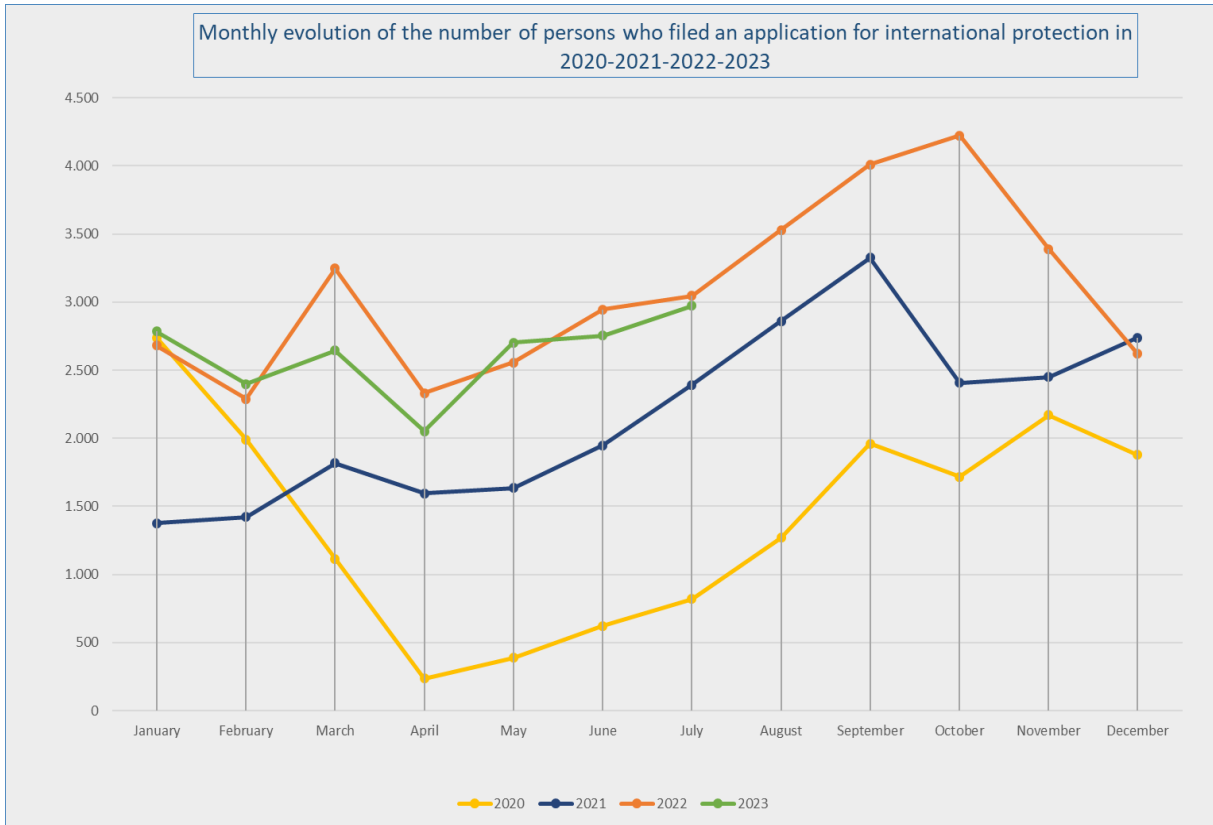
APPLICATIONS FOR INTERNATIONAL PROTECTION		July 2023	2023
Number of persons who filed a first application for international protection (resettlement not included)		2.479	14.843
Number of persons who filed a first application for international protection in the context of resettlement		0	33
Number of persons who filed a subsequent application for international protection		493	3.435
Total number of persons who filed an application for international protection		2.972	18.311
DECISIONS		July 2023	2023
Intermediary decisions			
Number of persons for whom a further assessment (border) was decided + number of persons whose subsequent application was declared admissible		142	844
Final decisions			
Number of persons who received a decision granting refugee status		912	7.007
Number of persons who received a decision granting subsidiary protection status		17	242
Number of persons whose application was declared inadmissible		439	2.647
Number of persons whose application was considered manifestly unfounded		48	602
Number of persons who received a decision refusing refugee status and refusing subsidiary protection status		826	5.755
Number of persons whose status was ended or revoked		14	62
Total number of persons who received a decision regarding their application for international protection		2.398	17.159
CASELOAD		End of July 2023	
		23.021 dossiers	

Date of publication: August 2023

Contact person : Stefaan.Moens@ibz.fgov.be

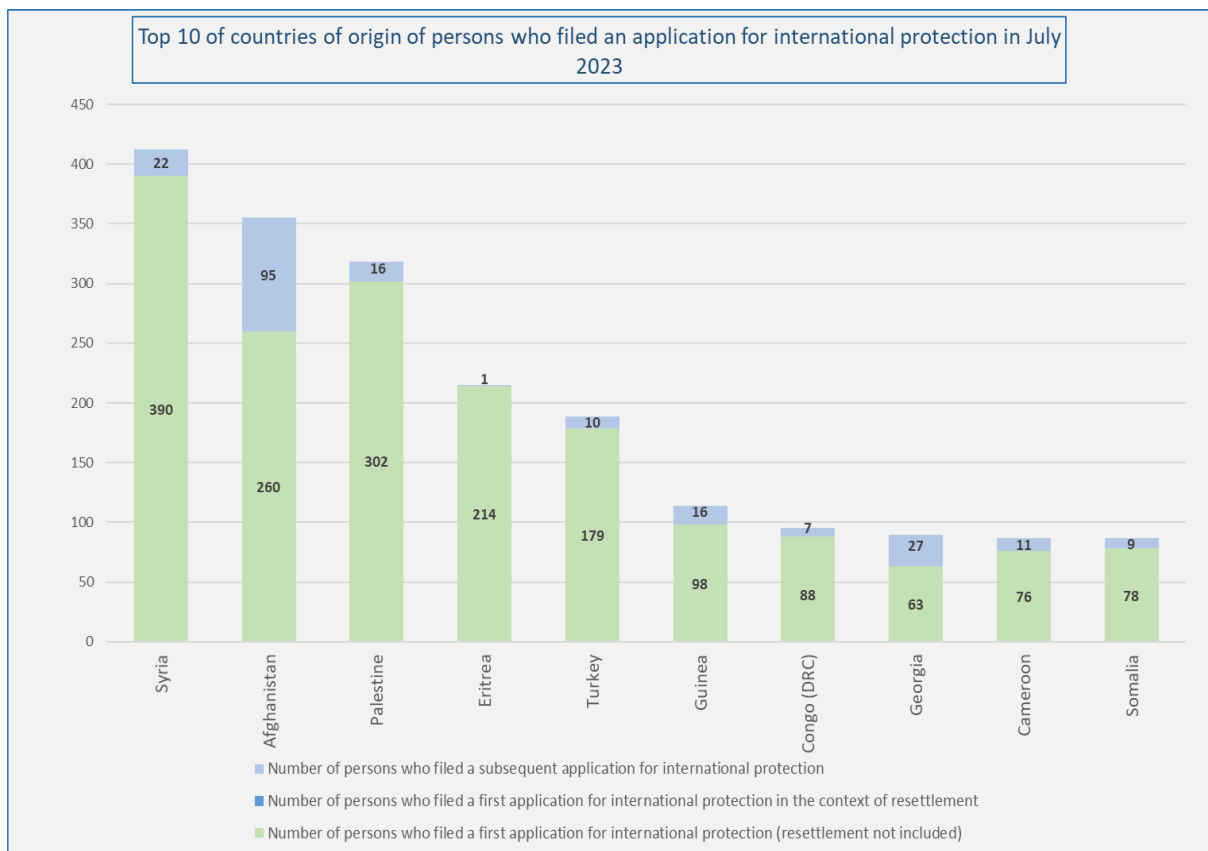
APPLICATIONS FOR INTERNATIONAL PROTECTION (Source: Immigration Office)

Number of persons who filed an application for international protection in 2022 and 2023				
	Total number of persons who filed an application for international protection 2022	Number of persons who filed a first application for international protection 2022 (resettlement not included)	Number of persons who filed a first application for international protection 2022 in the context of resettlement	Number of persons who filed a subsequent application for international protection 2022
January	2.680	2.208	15	457
February	2.290	1.885	0	405
March	3.247	2.922	8	317
April	2.333	1.936	9	388
May	2.556	2.190	0	366
June	2.945	2.521	9	415
July	3.047	2.660	5	382
August	3.529	3.202	0	327
September	4.009	3.630	0	379
October	4.224	3.764	4	456
November	3.391	2.999	22	370
December	2.620	2.224	6	390
Total	36.871	32.141	78	4.652
	Total number of persons who filed an application for international protection 2023	Number of persons who filed a first application for international protection 2023 (resettlement not included)	Number of persons who filed a first application for international protection 2023 in the context of resettlement	Number of persons who filed a subsequent application for international protection 2023
January	2.785	2.286	8	491
February	2.399	1.944	0	455
March	2.644	2.038	10	596
April	2.053	1.628	0	425
May	2.703	2.237	0	466
June	2.755	2.231	15	509
July	2.972	2.479	0	493
August				
September				
October				
November				
December				
Total	18.311	14.843	33	3.435

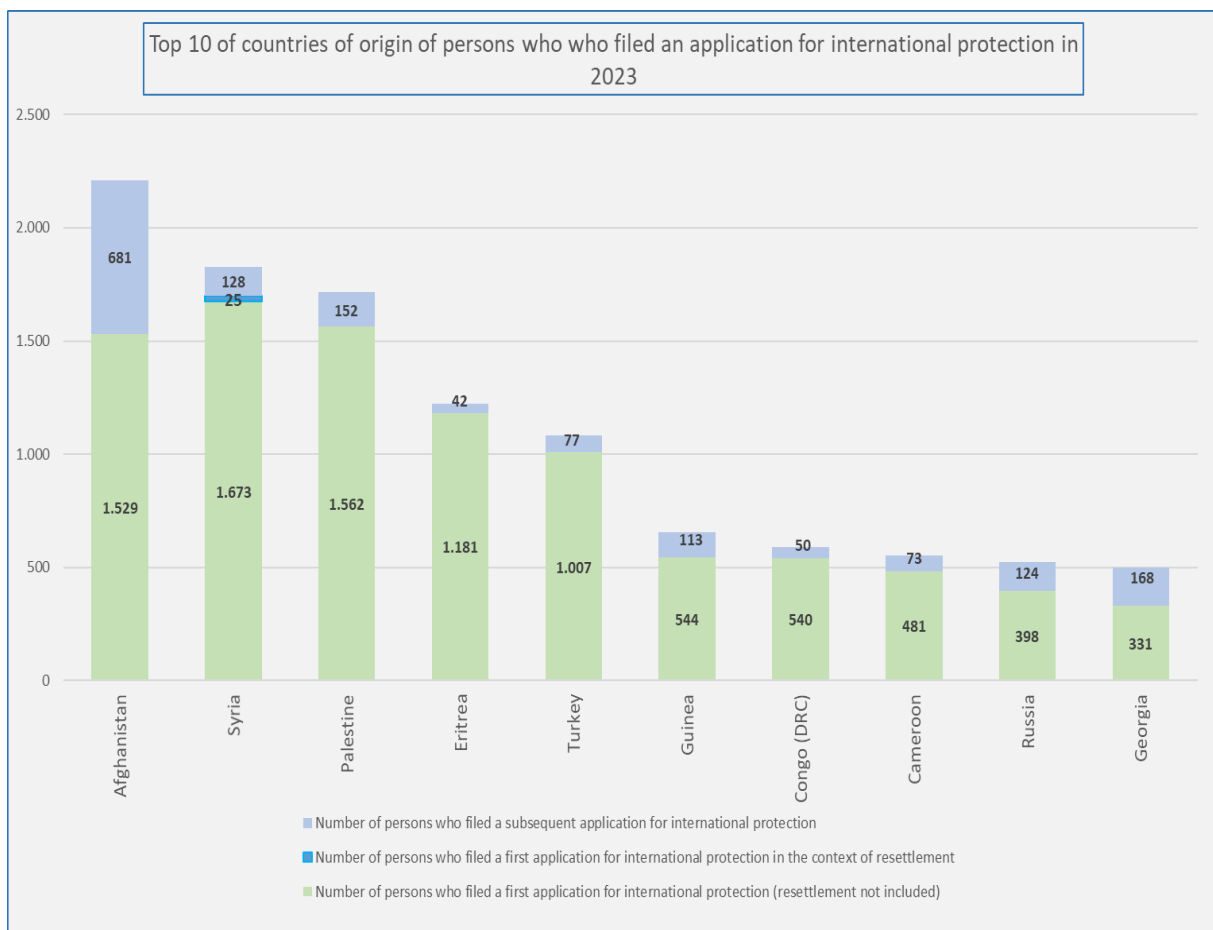


TOP 10 OF COUNTRIES OF ORIGIN (Source: Immigration Office)

Top 10 of countries of origin of persons who filed an application for international protection in July 2023				
Country of origin	Total number of persons who filed an application for international protection	Number of persons who filed a first application for international protection (resettlement not included)	Number of persons who filed a first application for international protection in the context of resettlement	Number of persons who filed a subsequent application for international protection
1 Syria	412	390	0	22
2 Afghanistan	355	260	0	95
3 Palestine	318	302	0	16
4 Eritrea	215	214	0	1
5 Turkey	189	179	0	10
6 Guinea	114	98	0	16
7 Congo (DRC)	95	88	0	7
8 Georgia	90	63	0	27
9 Cameroon	87	76	0	11
10 Somalia	87	78	0	9
Other countries	1.010	731	0	279
Total July	2.972	2.479	0	493



Top 10 of countries of origin of persons who who filed an application for international protection in 2023					
	Country of origin	Total number of persons who filed an application for international protection	Number of persons who filed a first application for international protection (resettlement not included)	Number of persons who filed a first application for international protection in the context of resettlement	Number of persons who filed a subsequent application for international protection
1	Afghanistan	2.210	1.529	0	681
2	Syria	1.826	1.673	25	128
3	Palestine	1.714	1.562	0	152
4	Eritrea	1.223	1.181	0	42
5	Turkey	1.084	1.007	0	77
6	Guinea	657	544	0	113
7	Congo (DRC)	590	540	0	50
8	Cameroon	554	481	0	73
9	Russia	522	398	0	124
10	Georgia	499	331	0	168
	Other countries	7.432	5.597	8	1.827
	Total 2023	18.311	14.843	33	3.435



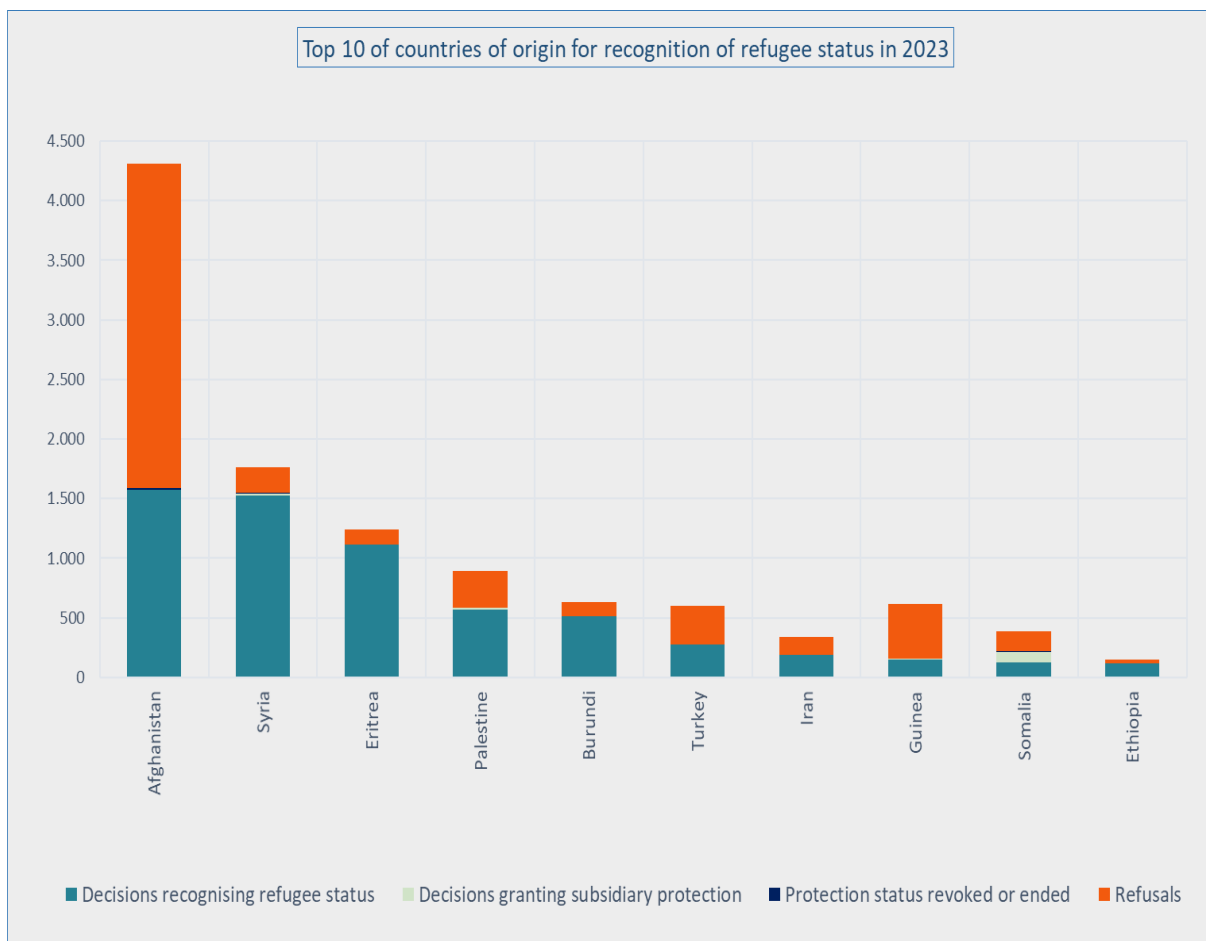
DECISIONS (Source: CGRS)

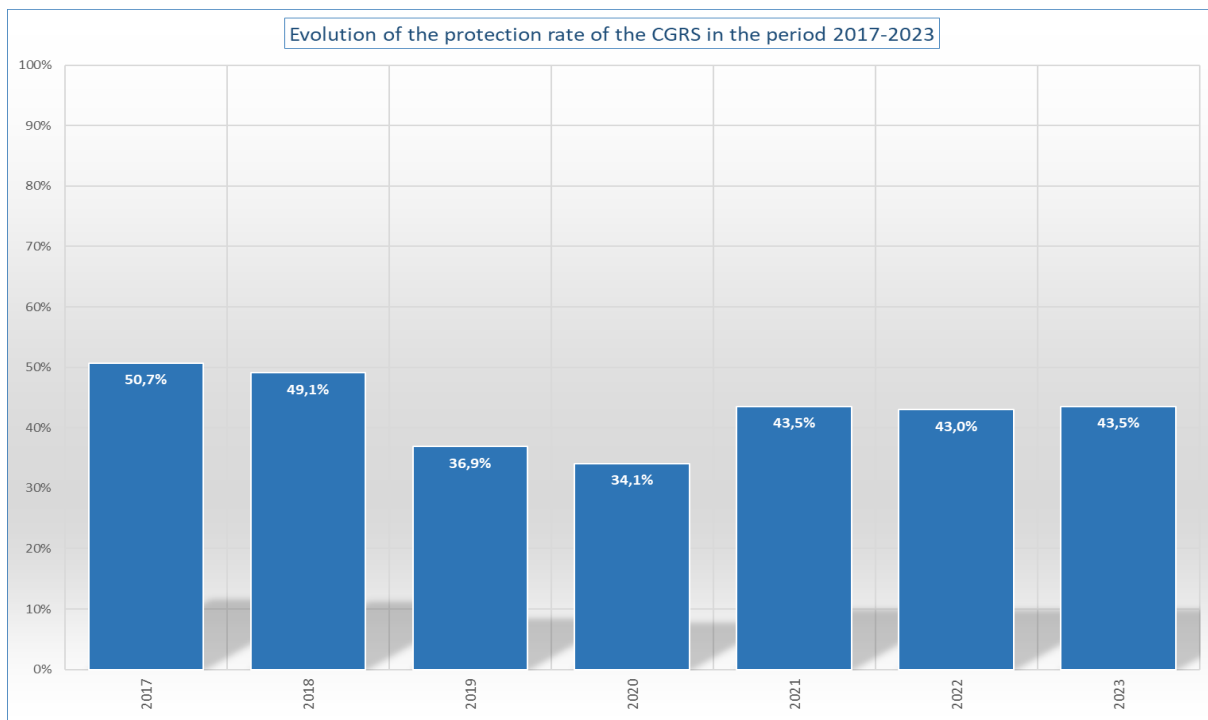
Number of persons who received a decision regarding their application for international protection													
Decisions	Jan	Feb	Mar	Apr	May	Jun	Jul	Aug	Sep	Oct	Nov	Dec	Tot
Intermediary decisions													
Number of persons for whom a further assessment (border) was decided + number of persons whose subsequent application was declared admissible	77	85	121	114	133	172	142						844
Final decisions													
Number of persons who received a decision granting refugee status	766	774	1.144	1.170	1.109	1.132	912						7.007
Number of persons who received a decision granting subsidiary protection status	41	48	38	37	36	25	17						242
Number of persons whose application was declared inadmissible	330	313	416	370	357	422	439						2.647
Number of persons whose application was considered manifestly unfounded	109	84	139	102	58	62	48						602
Number of persons who received a decision refusing refugee status and refusing subsidiary protection status	649	781	968	784	882	865	826						5.755
Number of persons whose status was ended or revoked	7	5	5	13	5	13	14						62
Total number of persons who received a decision regarding their application for international protection	1.979	2.090	2.831	2.590	2.580	2.691	2.398						17.159

Decisions	Number of decisions (cases)												Tot
	Jan	Feb	Mar	Apr	May	Jun	Jul	Aug	Sep	Oct	Nov	Dec	
Intermediary decisions													
Further assessment (border) + subsequent application declared admissible	67	78	98	93	115	143	111						705
Final decisions													
Recognition of refugee status (RS)	653	644	917	975	947	950	789						5.875
Granting of subsidiary protection status (SP)	38	41	37	33	33	25	16						223
Application declared inadmissible	274	281	355	313	322	379	374						2.298
Application considered manifestly unfounded	74	50	105	73	44	46	34						426
Refusal of refugee status and refusal of subsidiary protection status	588	705	866	712	800	777	754						5.202
Protection status revoked or ended	7	5	5	12	5	12	14						60
Total number of decisions	1.701	1.804	2.383	2.211	2.266	2.332	2.092						14.789

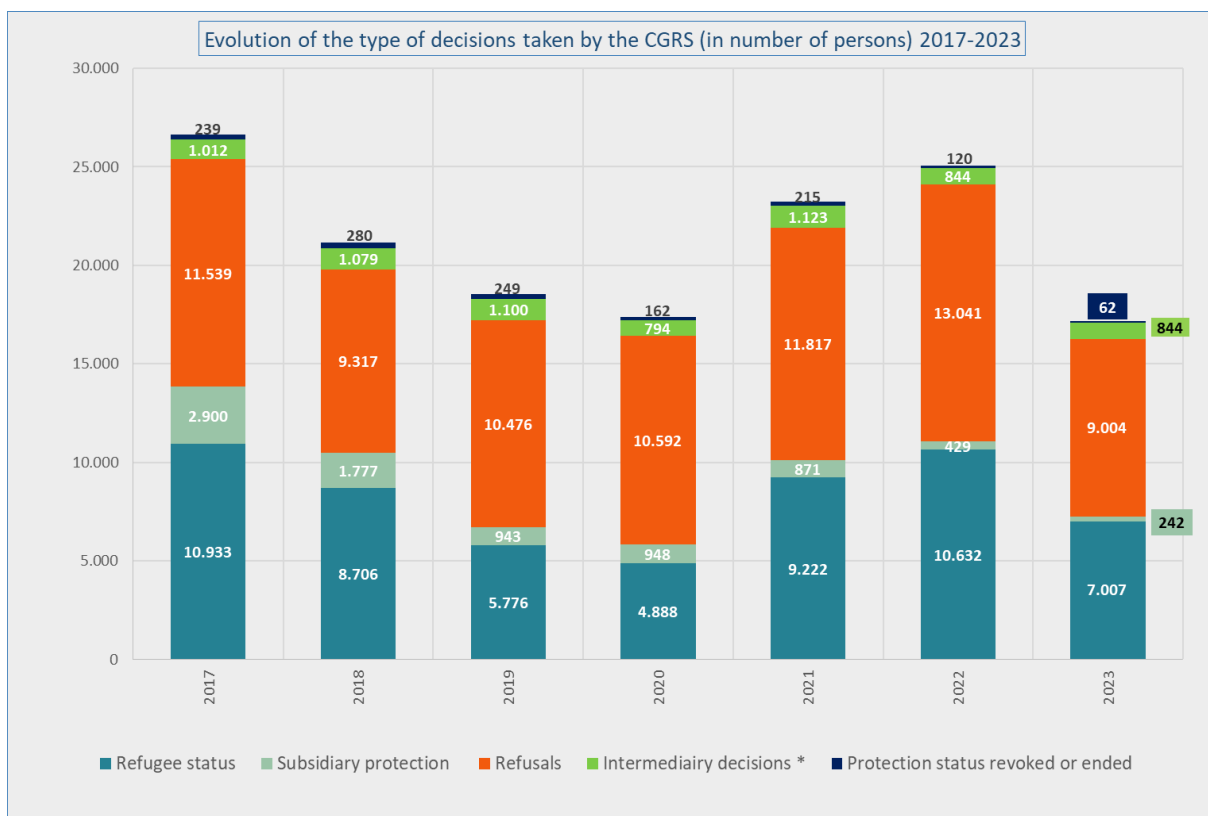
Top 10 of countries of origin for recognition of refugee status in 2023						
	Country of origin	Decisions recognising refugee status	Decisions granting subsidiary protection	Protection status revoked or ended	Refusals	Total number of final decisions *
1	Afghanistan	1.572	2	12	2.728	4.314
2	Syria	1.523	20	4	219	1.766
3	Eritrea	1.111	0	0	127	1.238
4	Palestine	568	12	1	309	890
5	Burundi	513	0	1	119	633
6	Turkey	272	0	4	320	596
7	Iran	190	0	1	147	338
8	Guinea	152	1	3	462	618
9	Somalia	127	83	8	166	384
10	Ethiopia	119	0	0	31	150
	Other countries	860	124	28	4.376	5.388
	Total 2023	7.007	242	62	9.004	16.315

* The decisions 'further assessment (border) and subsequent application declared admissible' are a kind of intermediary decision and are therefore **not included** in the final decisions.





* The protection rate is the percentage of applications leading to recognition of refugee status or granting of subsidiary protection status compared to the total number of final decisions (= total number of decisions – the intermediary decisions) - the number of files where the protection status was revoked or ended.



* 'Intermediary decisions' are the decisions 'further assessment (border) and subsequent application declared admissible.'

CASELOAD (Source: CGRS)

At the end of July 2023, the total workload amounted to **23,021** cases (27,428 persons). In view of the current inflow and the expansion of the workforce (more applications are being processed) 6,500 dossiers can be considered as a normal caseload. The actual backlog amounts to **16,521** cases.

