

## ASYLUM STATISTICS JUNE 2023

## SURVEY

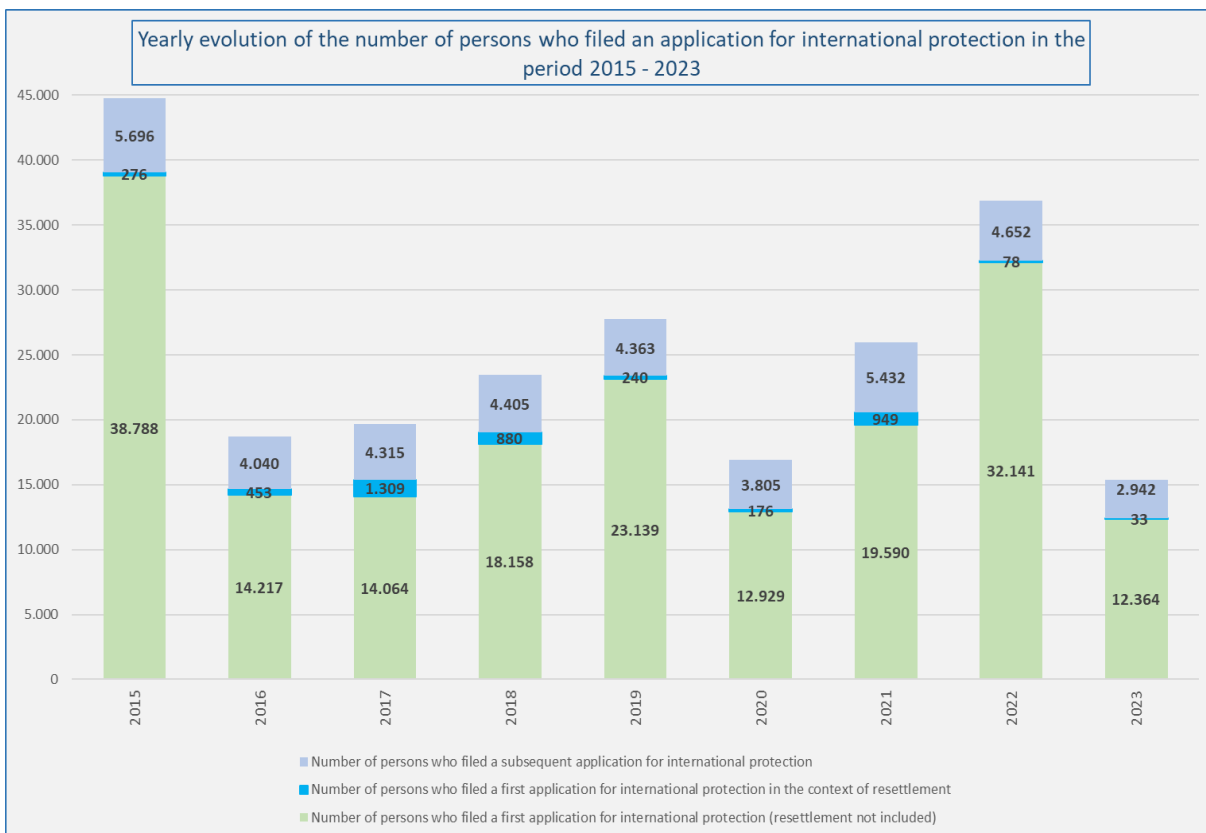
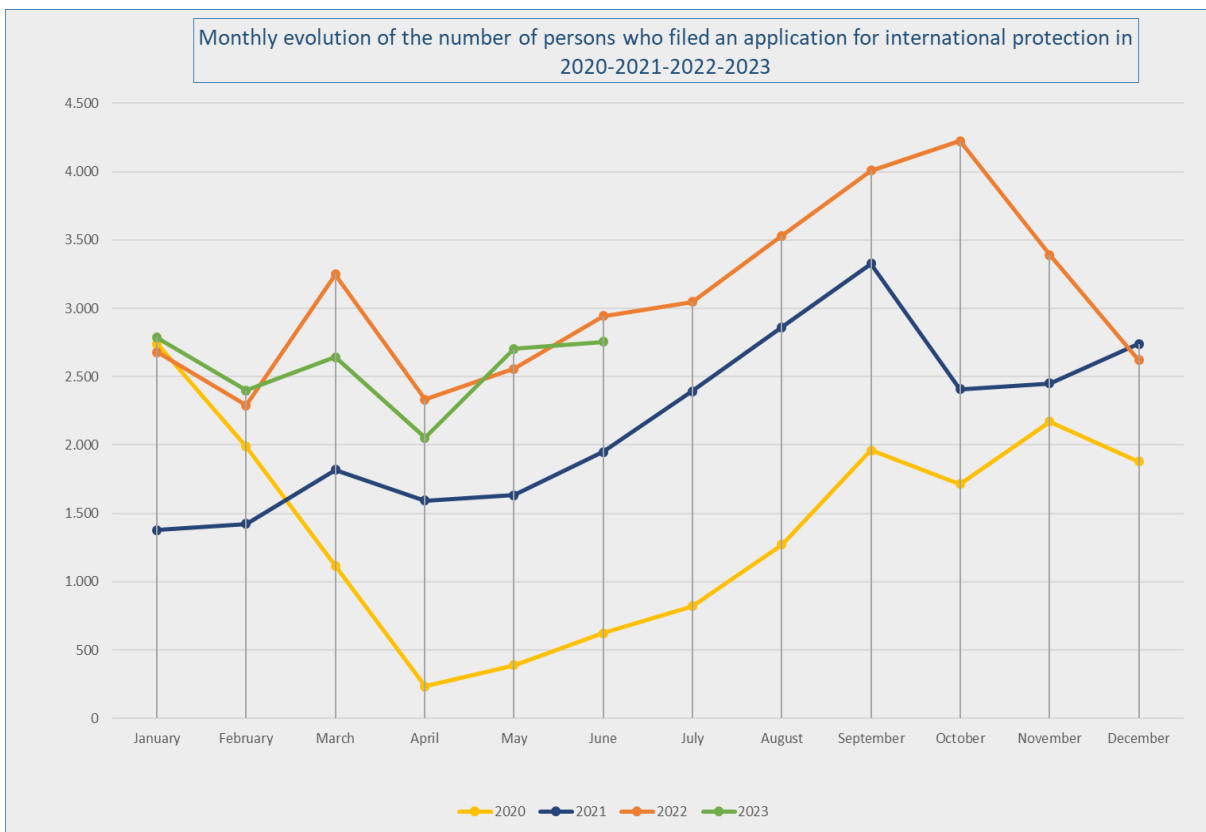
APPLICATIONS FOR INTERNATIONAL PROTECTION		June 2023	2023
Number of persons who filed a first application for international protection (resettlement not included)		2.231	12.364
Number of persons who filed a first application for international protection in the context of resettlement		15	33
Number of persons who filed a subsequent application for international protection		509	2.942
<b>Total number of persons who filed an application for international protection</b>		<b>2.755</b>	<b>15.339</b>
DECISIONS		June 2023	2023
Intermediary decisions			
Number of persons for whom a further assessment (border) was decided + number of persons whose subsequent application was declared admissible		166	694
Final decisions			
Number of persons who received a decision granting refugee status		1.124	6.082
Number of persons who received a decision granting subsidiary protection status		25	225
Number of persons whose application was declared inadmissible		422	2.207
Number of persons whose application was considered manifestly unfounded		62	553
Number of persons who received a decision refusing refugee status and refusing subsidiary protection status		865	4.928
Number of persons whose status was ended or revoked		13	48
<b>Total number of persons who received a decision regarding their application for international protection</b>		<b>2.677</b>	<b>14.737</b>
CASELOAD		End of June 2023	
		22.240 cases	

Date of publication: July 2023

 Contact person : [Stefaan.Moens@ibz.fgov.be](mailto:Stefaan.Moens@ibz.fgov.be)

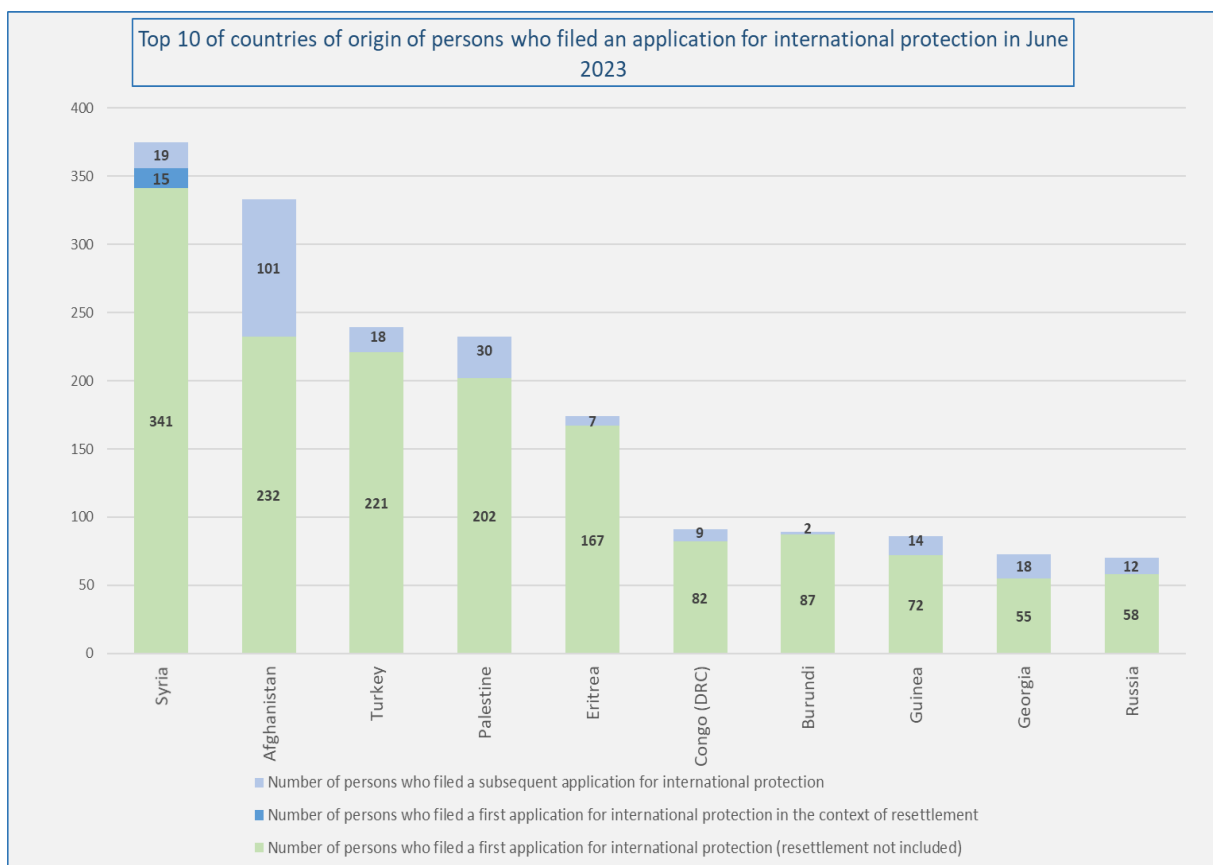
## APPLICATIONS FOR INTERNATIONAL PROTECTION (Source: Immigration Office)

<b>Number of persons who filed an application for international protection in 2022 and 2023</b>				
	<b>Total number of persons who filed an application for international protection 2022</b>	<b>Number of persons who filed a first application for international protection 2022 (resettlement not included)</b>	<b>Number of persons who filed a first application for international protection 2022 in the context of resettlement</b>	<b>Number of persons who filed a subsequent application for international protection 2022</b>
January	2.680	2.208	15	457
February	2.290	1.885	0	405
March	3.247	2.922	8	317
April	2.333	1.936	9	388
May	2.556	2.190	0	366
June	2.945	2.521	9	415
July	3.047	2.660	5	382
August	3.529	3.202	0	327
September	4.009	3.630	0	379
October	4.224	3.764	4	456
November	3.391	2.999	22	370
December	2.620	2.224	6	390
<b>Total</b>	<b>36.871</b>	<b>32.141</b>	<b>78</b>	<b>4.652</b>
	<b>Total number of persons who filed an application for international protection 2023</b>	<b>Number of persons who filed a first application for international protection 2023 (resettlement not included)</b>	<b>Number of persons who filed a first application for international protection 2023 in the context of resettlement</b>	<b>Number of persons who filed a subsequent application for international protection 2023</b>
January	2.785	2.286	8	491
February	2.399	1.944	0	455
March	2.644	2.038	10	596
April	2.053	1.628	0	425
May	2.703	2.237	0	466
June	2.755	2.231	15	509
July				
August				
September				
October				
November				
December				
<b>Total</b>	<b>15.339</b>	<b>12.364</b>	<b>33</b>	<b>2.942</b>

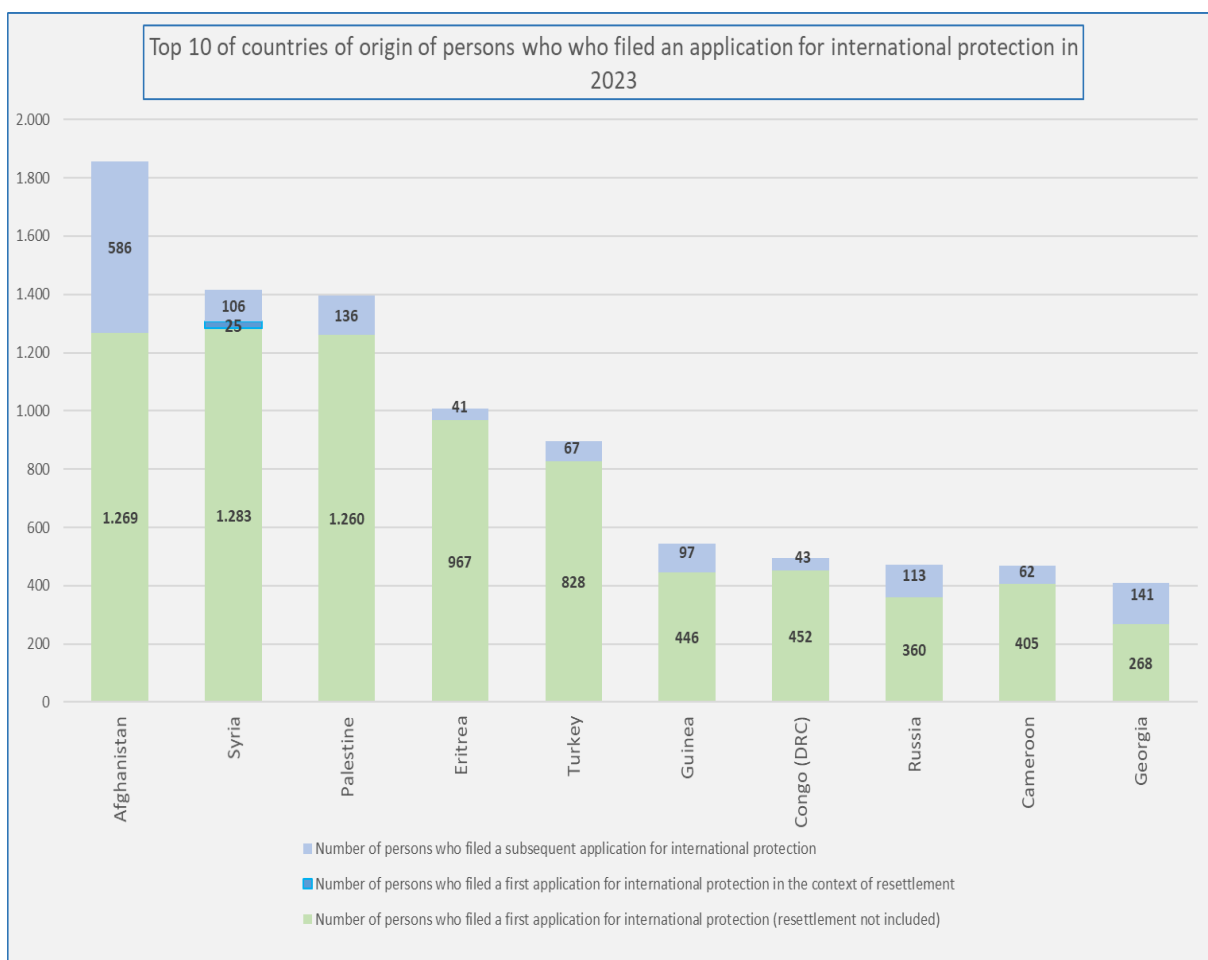


TOP 10 OF COUNTRIES OF ORIGIN (Source: Immigration Office )

Top 10 of countries of origin of persons who filed an application for international protection in June 2023					
	Country of origin	Total number of persons who filed an application for international protection	Number of persons who filed a first application for international protection (resettlement not included)	Number of persons who filed a first application for international protection in the context of resettlement	Number of persons who filed a subsequent application for international protection
1	Syria	375	341	15	19
2	Afghanistan	333	232	0	101
3	Turkey	239	221	0	18
4	Palestine	232	202	0	30
5	Eritrea	174	167	0	7
6	Congo (DRC)	91	82	0	9
7	Burundi	89	87	0	2
8	Guinea	86	72	0	14
9	Georgia	73	55	0	18
10	Russia	70	58	0	12
	Other countries	993	714	0	279
	Total June	2.755	2.231	15	509



Top 10 of countries of origin of persons who who filed an application for international protection in 2023					
	Country of origin	Total number of persons who filed an application for international protection	Number of persons who filed a first application for international protection (resettlement not included)	Number of persons who filed a first application for international protection in the context of resettlement	Number of persons who filed a subsequent application for international protection
1	Afghanistan	1.855	1.269	0	586
2	Syria	1.414	1.283	25	106
3	Palestine	1.396	1.260	0	136
4	Eritrea	1.008	967	0	41
5	Turkey	895	828	0	67
6	Guinea	543	446	0	97
7	Congo (DRC)	495	452	0	43
8	Russia	473	360	0	113
9	Cameroon	467	405	0	62
10	Georgia	409	268	0	141
	Other countries	6.384	4.826	8	1.550
	<b>Total 2023</b>	<b>15.339</b>	<b>12.364</b>	<b>33</b>	<b>2.942</b>



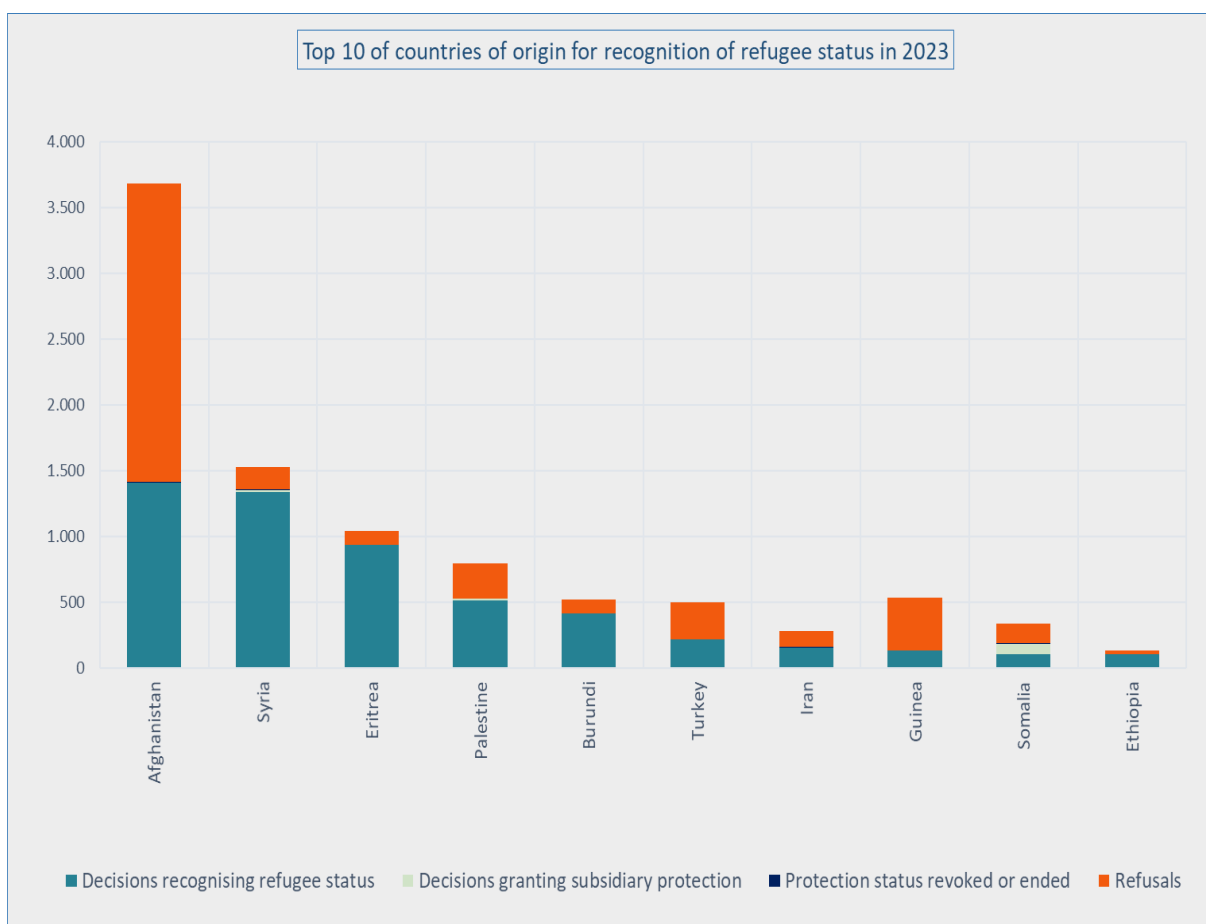
## DECISIONS (Source: CGRS)

Number of persons who received a decision regarding their application for international protection													
Decisions	Jan	Feb	Mar	Apr	May	Jun	Jul	Aug	Sep	Oct	Nov	Dec	Tot
<b>Intermediary decisions</b>													
Number of persons for whom a further assessment (border) was decided + number of persons whose subsequent application was declared admissible	77	85	121	114	131	166							694
<b>Final decisions</b>													
Number of persons who received a decision granting refugee status	765	774	1.144	1.168	1.107	1.124							6.082
Number of persons who received a decision granting subsidiary protection status	41	48	38	37	36	25							225
Number of persons whose application was declared inadmissible	330	313	416	369	357	422							2.207
Number of persons whose application was considered manifestly unfounded	109	84	138	102	58	62							553
Number of persons who received a decision refusing refugee status and refusing subsidiary protection status	649	781	968	783	882	865							4.928
<b>Number of persons whose status was ended or revoked</b>	7	5	5	13	5	13							48
<b>Total number of persons who received a decision regarding their application for international protection</b>	1.978	2.090	2.830	2.586	2.576	2.677							14.737

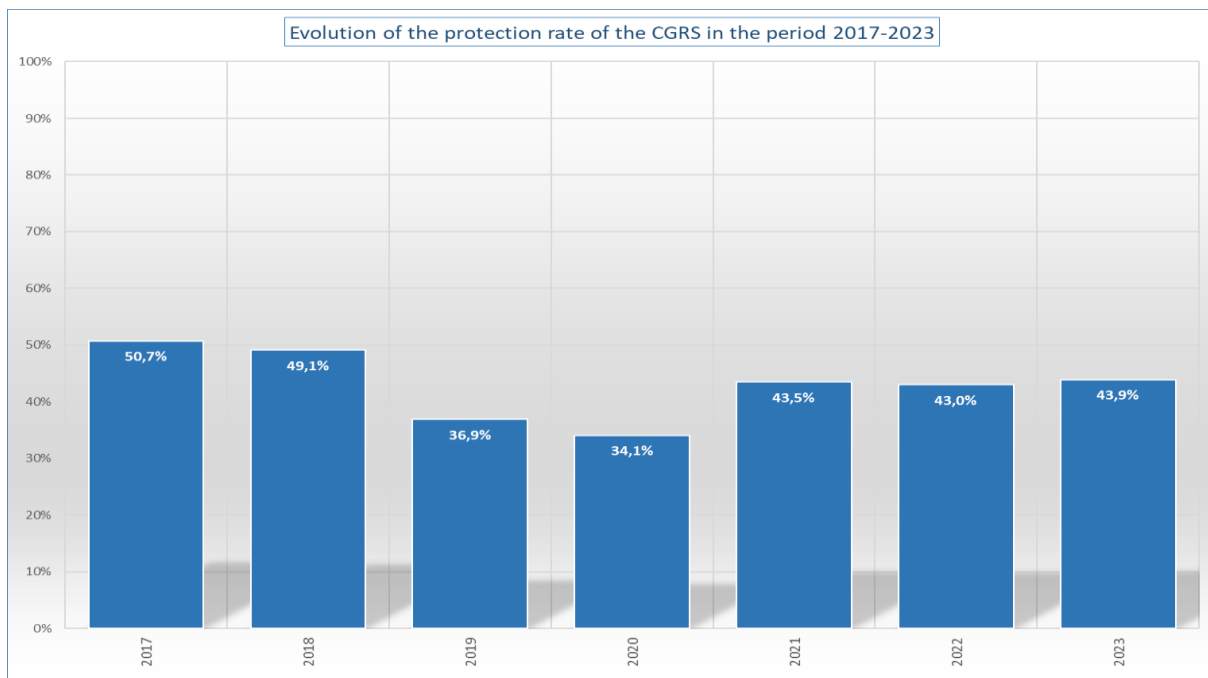
Decisions	Number of decisions (cases)												Tot
	Jan	Feb	Mar	Apr	May	Jun	Jul	Aug	Sep	Oct	Nov	Dec	
<b>Intermediary decisions</b>													
Further assessment (border) + subsequent application declared admissible	67	78	98	93	115	142							593
<b>Final decisions</b>													
Recognition of refugee status (RS)	653	644	917	975	947	947							5.083
Granting of subsidiary protection status (SP)	38	41	37	33	33	25							207
Application declared inadmissible	274	281	355	313	322	379							1.924
Application considered manifestly unfounded	74	50	105	73	44	46							392
Refusal of refugee status and refusal of subsidiary protection status	588	705	866	712	800	777							4.448
<b>Protection status revoked or ended</b>	7	5	5	12	5	12							46
<b>Total number of decisions</b>	1.701	1.804	2.383	2.211	2.266	2.328							12.693

Top 10 of countries of origin for recognition of refugee status in 2023						
	Country of origin	Decisions recognising refugee status	Decisions granting subsidiary protection	Protection status revoked or ended	Refusals	Total number of final decisions *
1	Afghanistan	1.403	2	7	2.268	3.680
2	Syria	1.333	18	3	173	1.527
3	Eritrea	933	0	0	109	1.042
4	Palestine	512	11	1	272	796
5	Burundi	414	0	1	102	517
6	Turkey	216	0	3	276	495
7	Iran	155	0	1	121	277
8	Guinea	128	1	2	404	535
9	Somalia	106	78	7	142	333
10	Ethiopia	103	0	0	27	130
	Other countries	779	115	23	3.794	4.711
	<b>Total 2023</b>	<b>6.082</b>	<b>225</b>	<b>48</b>	<b>7.688</b>	<b>14.043</b>

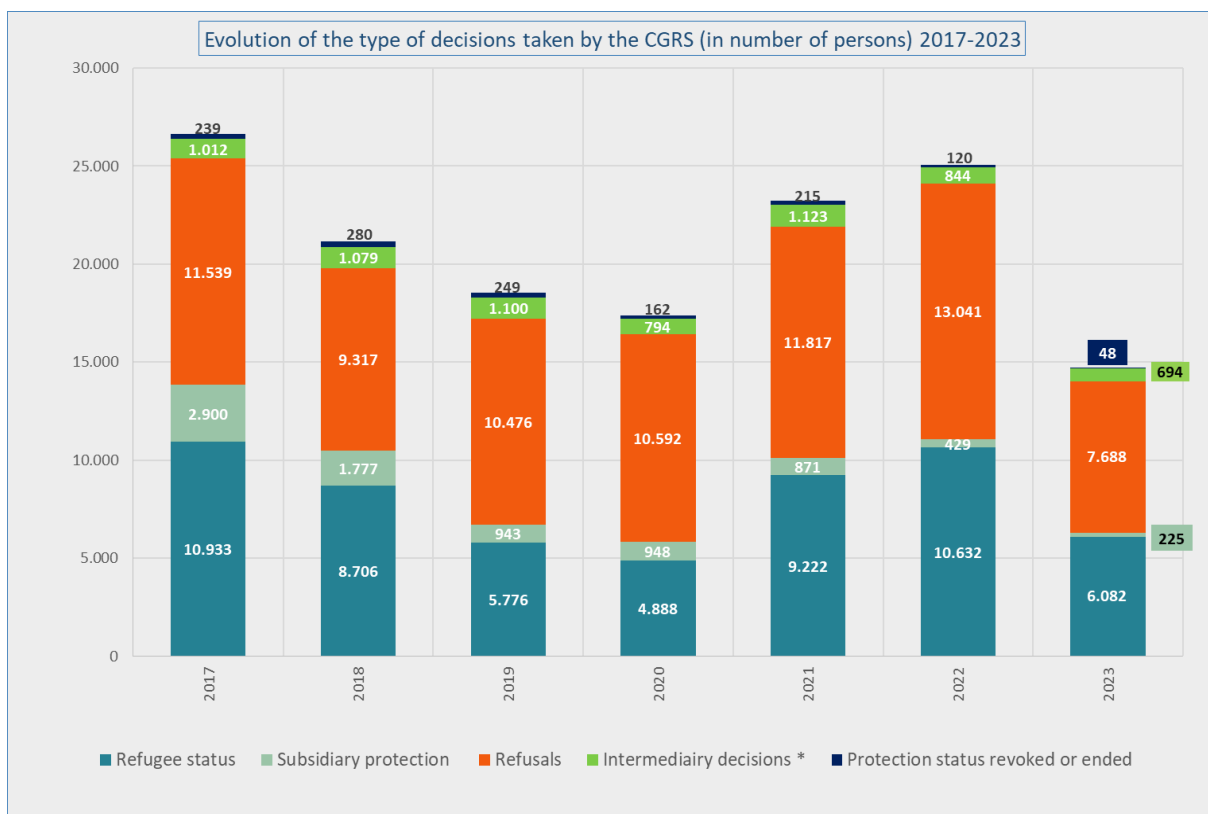
\* The decisions 'further assessment (border) and subsequent application declared admissible' are a kind of intermediary decision and are therefore **not included** in the final decisions.







\* The protection rate is the percentage of applications leading to recognition of refugee status or granting of subsidiary protection status compared to the total number of final decisions (= total number of decisions – the intermediary decisions) - the number of files where the protection status was revoked or ended.



\* 'Intermediary decisions' are the decisions 'further assessment (border) and subsequent application declared admissible.'

CASELOAD (Source: CGRS)

At the end of June 2023, the total workload amounted to **22,240** cases (26,382 persons). In view of the current inflow and the expansion of the workforce (more applications are being processed) 6,500 dossiers can be considered as a normal caseload. The actual backlog amounts to **15,740** cases.

