

ASYLUM STATISTICS MARCH 2023

SURVEY

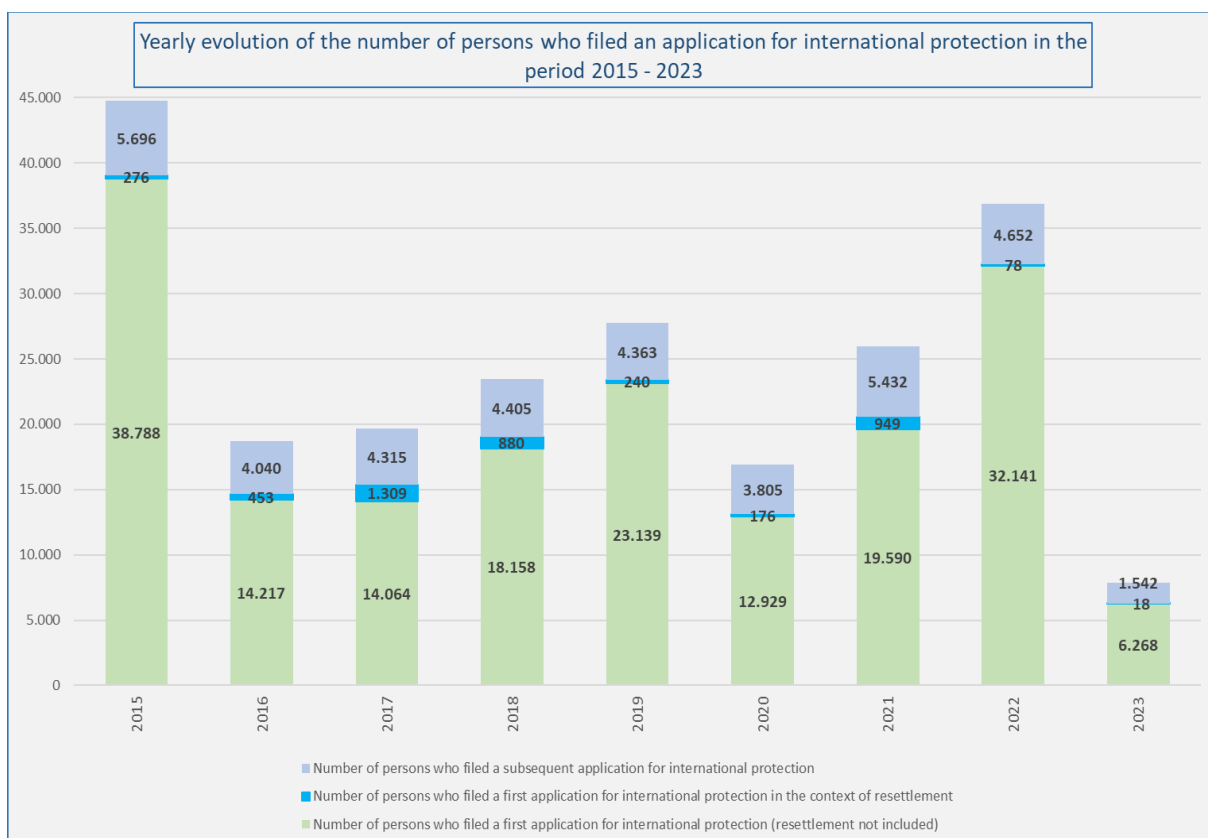
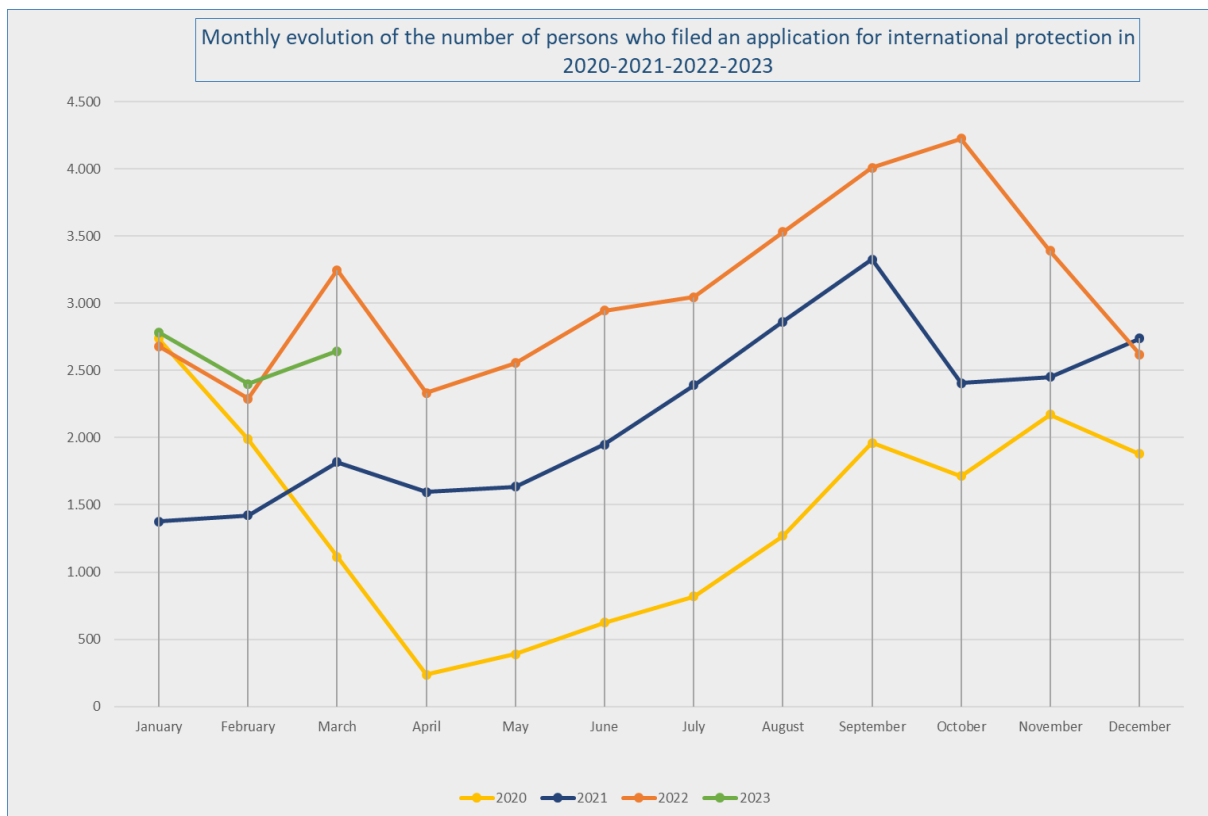
APPLICATIONS FOR INTERNATIONAL PROTECTION		March 2023	2023
Number of persons who filed a first application for international protection (resettlement not included)		2.038	6.268
Number of persons who filed a first application for international protection in the context of resettlement		10	18
Number of persons who filed a subsequent application for international protection		596	1.542
Total number of persons who filed an application for international protection		2.644	7.828
DECISIONS		March 2023	2023
Intermediary decisions			
Number of persons for whom a further assessment (border) was decided + number of persons whose subsequent application was declared admissible		114	274
Final decisions			
Number of persons who received a decision granting refugee status		1.136	2.654
Number of persons who received a decision granting subsidiary protection status		38	124
Number of persons whose application was declared inadmissible		402	1.027
Number of persons whose application was considered manifestly unfounded		138	326
Number of persons who received a decision refusing refugee status and refusing subsidiary protection status		963	2.380
Number of persons whose status was ended or revoked		5	17
Total number of persons who received a decision regarding their application for international protection		2.796	6.802
CASELOAD		End of March 2023	
		21.237 cases	

Date of publication: April 2023

Contact person : Stefaan.Moens@ibz.fgov.be

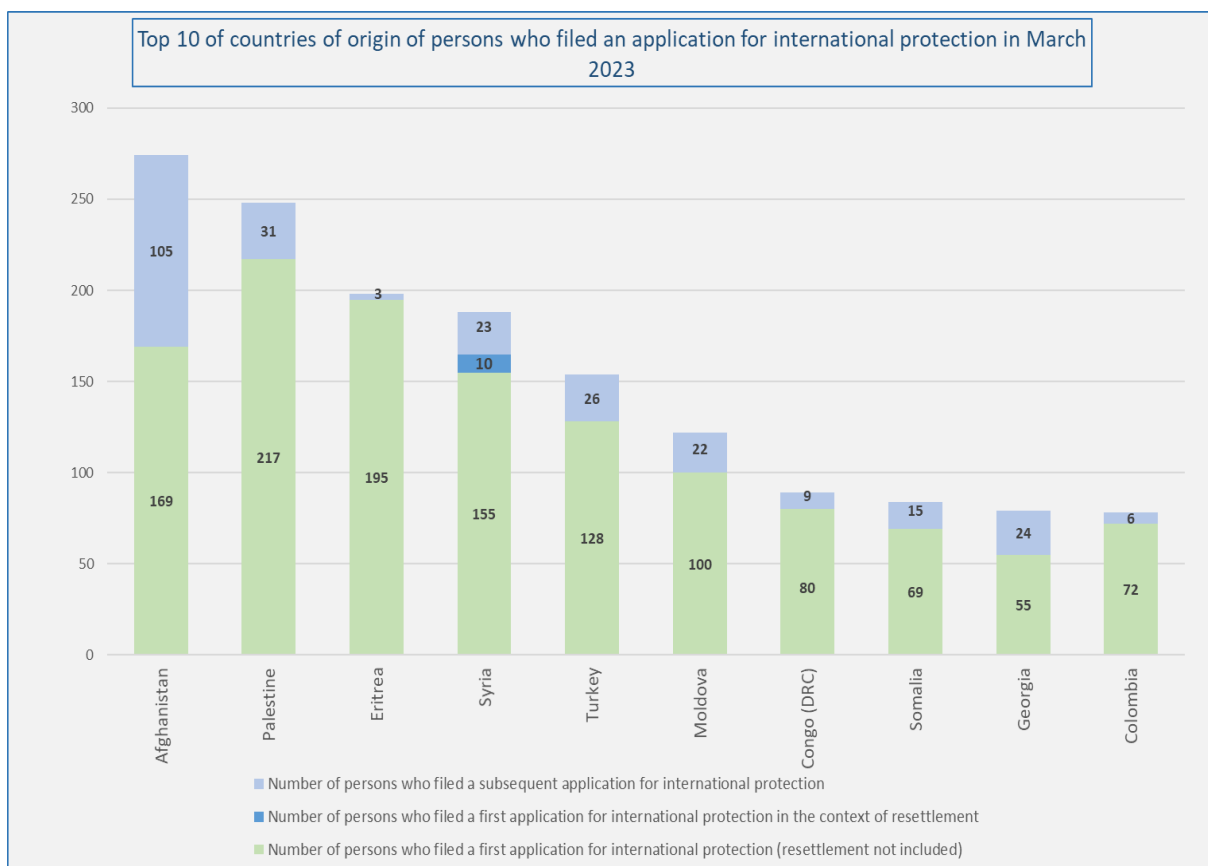
APPLICATIONS FOR INTERNATIONAL PROTECTION (Source: Immigration Office)

Number of persons who filed an application for international protection in 2022 and 2023				
	Total number of persons who filed an application for international protection 2022	Number of persons who filed a first application for international protection 2022 (resettlement not included)	Number of persons who filed a first application for international protection 2022 in the context of resettlement	Number of persons who filed a subsequent application for international protection 2022
January	2.680	2.208	15	457
February	2.290	1.885	0	405
March	3.247	2.922	8	317
April	2.333	1.936	9	388
May	2.556	2.190	0	366
June	2.945	2.521	9	415
July	3.047	2.660	5	382
August	3.529	3.202	0	327
September	4.009	3.630	0	379
October	4.224	3.764	4	456
November	3.391	2.999	22	370
December	2.620	2.224	6	390
Total	36.871	32.141	78	4.652
	Total number of persons who filed an application for international protection 2023	Number of persons who filed a first application for international protection 2023 (resettlement not included)	Number of persons who filed a first application for international protection 2023 in the context of resettlement	Number of persons who filed a subsequent application for international protection 2023
January	2.785	2.286	8	491
February	2.399	1.944	0	455
March	2.644	2.038	10	596
April				
May				
June				
July				
August				
September				
October				
November				
December				
Total	7.828	6.268	18	1.542

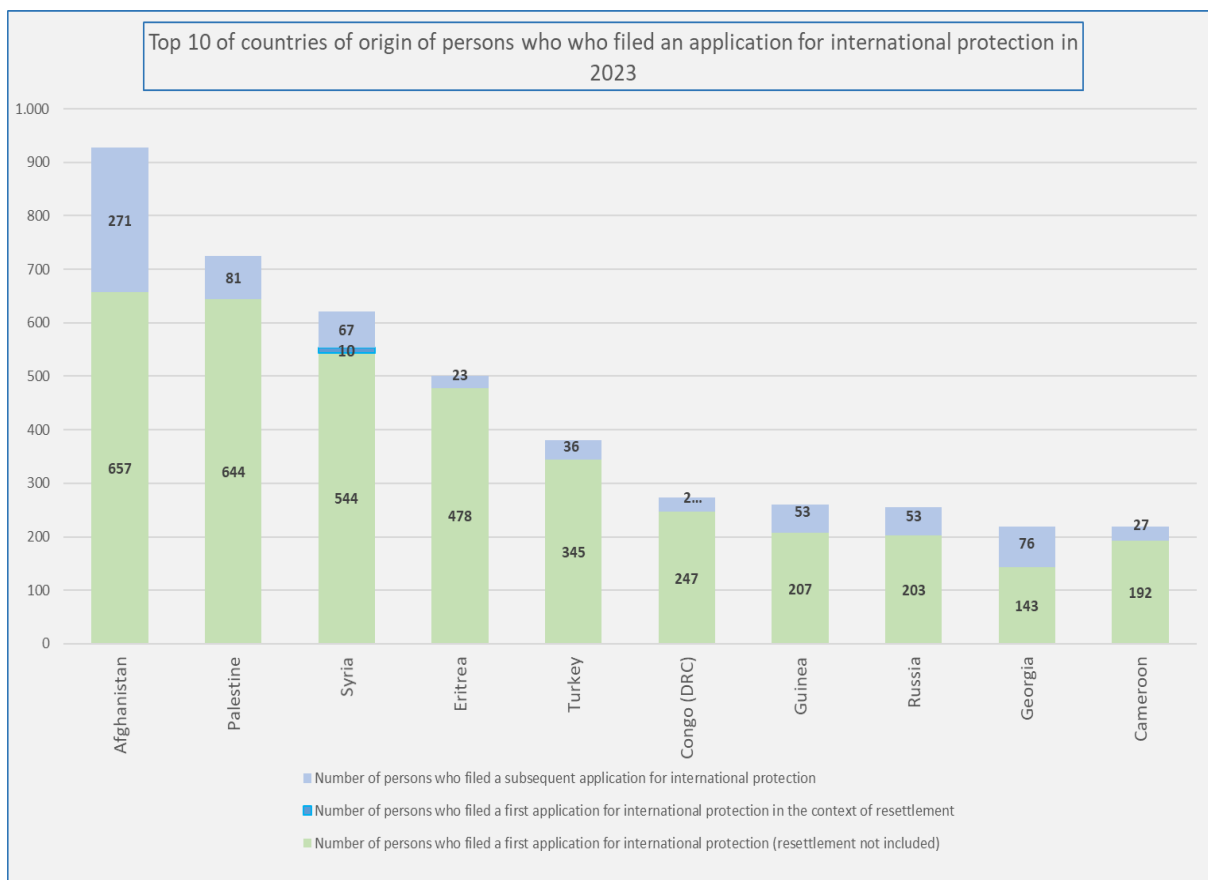


TOP 10 OF COUNTRIES OF ORIGIN (Source: Immigration Office)

Top 10 of countries of origin of persons who filed an application for international protection in March 2023					
	Country of origin	Total number of persons who filed an application for international protection	Number of persons who filed a first application for international protection (resettlement not included)	Number of persons who filed a first application for international protection in the context of resettlement	Number of persons who filed a subsequent application for international protection
1	Afghanistan	274	169	0	105
2	Palestine	248	217	0	31
3	Eritrea	198	195	0	3
4	Syria	188	155	10	23
5	Turkey	154	128	0	26
6	Moldova	122	100	0	22
7	Congo (DRC)	89	80	0	9
8	Somalia	84	69	0	15
9	Georgia	79	55	0	24
10	Colombia	78	72	0	6
	Other countries	1.130	798	0	332
	Total March	2.644	2.038	10	596



Top 10 of countries of origin of persons who who filed an application for international protection in 2023					
	Country of origin	Total number of persons who filed an application for international protection	Number of persons who filed a first application for international protection (resettlement not included)	Number of persons who filed a first application for international protection in the context of resettlement	Number of persons who filed a subsequent application for international protection
1	Afghanistan	928	657	0	271
2	Palestine	725	644	0	81
3	Syria	621	544	10	67
4	Eritrea	501	478	0	23
5	Turkey	381	345	0	36
6	Congo (DRC)	273	247	0	26
7	Guinea	260	207	0	53
8	Russia	256	203	0	53
9	Georgia	219	143	0	76
10	Cameroon	219	192	0	27
	Other countries	3.445	2.608	8	829
	Total 2023	7.828	6.268	18	1.542



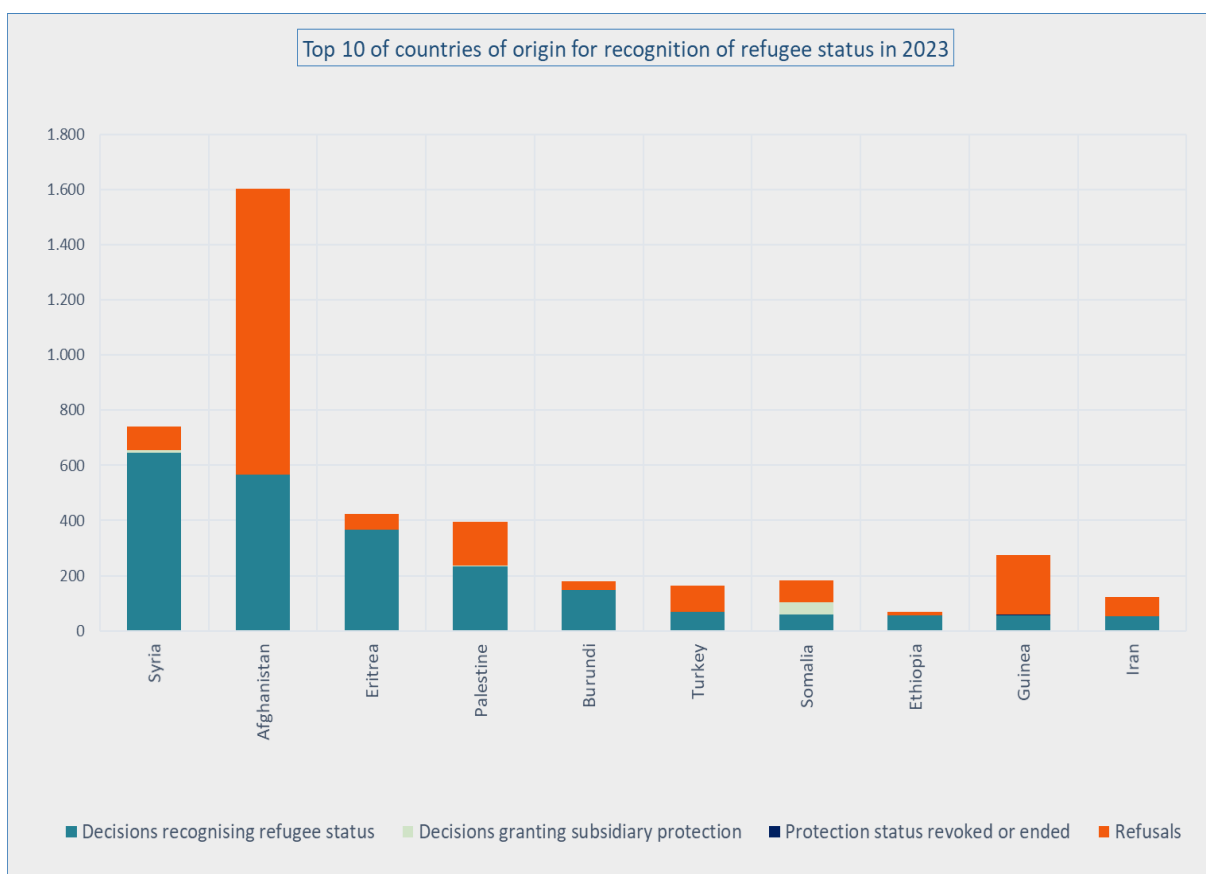
DECISIONS (Source: CGRS)

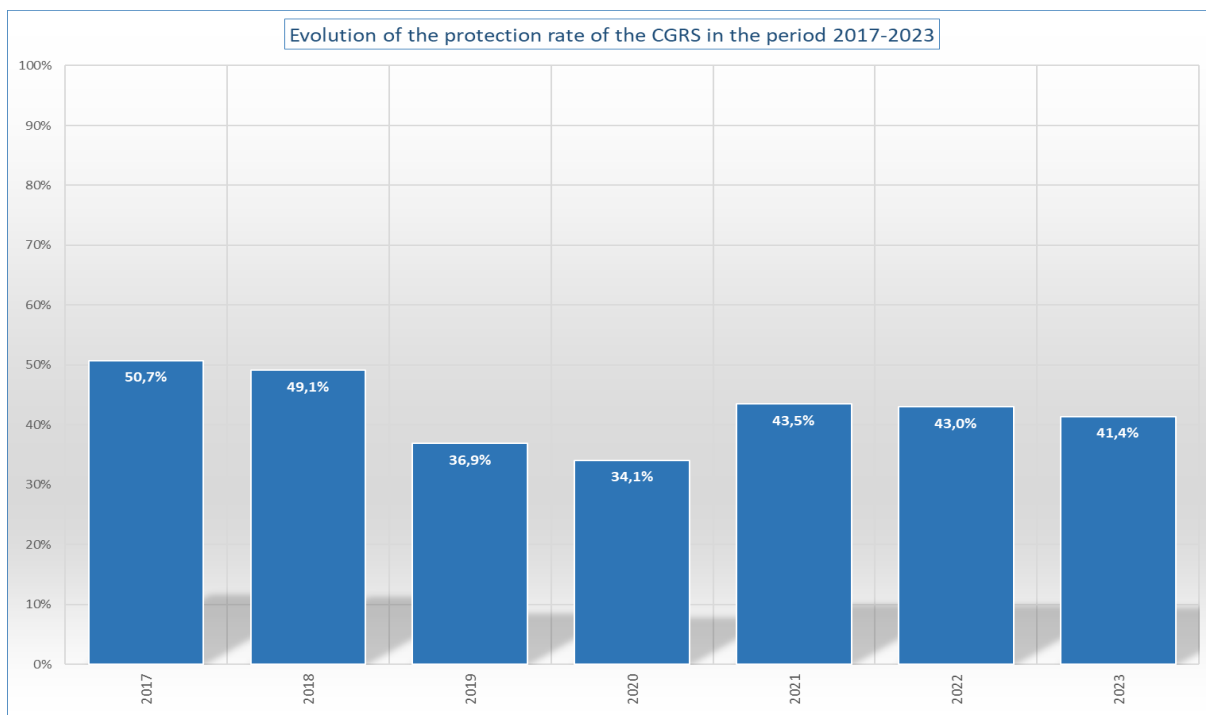
Decisions	Jan	Feb	Mar	Apr	May	Jun	Jul	Aug	Sep	Oct	Nov	Dec	Tot
Intermediary decisions													
Number of persons for whom a further assessment (border) was decided + number of persons whose subsequent application was declared admissible	75	85	114										274
Final decisions													
Number of persons who received a decision granting refugee status	761	757	1.136										2.654
Number of persons who received a decision granting subsidiary protection status	40	46	38										124
Number of persons whose application was declared inadmissible	317	308	402										1.027
Number of persons whose application was considered manifestly unfounded	105	83	138										326
Number of persons who received a decision refusing refugee status and refusing subsidiary protection status	644	773	963										2.380
Number of persons whose status was ended or revoked	7	5	5										17
Total number of persons who received a decision regarding their application for international protection	1.949	2.057	2.796										6.802

Decisions	Number of decisions (cases)												Tot
	Jan	Feb	Mar	Apr	May	Jun	Jul	Aug	Sep	Oct	Nov	Dec	
Intermediary decisions													
Further assessment (border) + subsequent application declared admissible	67	78	98										243
Final decisions													
Recognition of refugee status (RS)	653	644	917										2.214
Granting of subsidiary protection status (SP)	38	41	37										116
Application declared inadmissible	274	281	354										909
Application considered manifestly unfounded	74	50	105										229
Refusal of refugee status and refusal of subsidiary protection status	588	705	868										2.161
Protection status revoked or ended	7	5	5										17
Total number of decisions	1.701	1.804	2.384										5.889

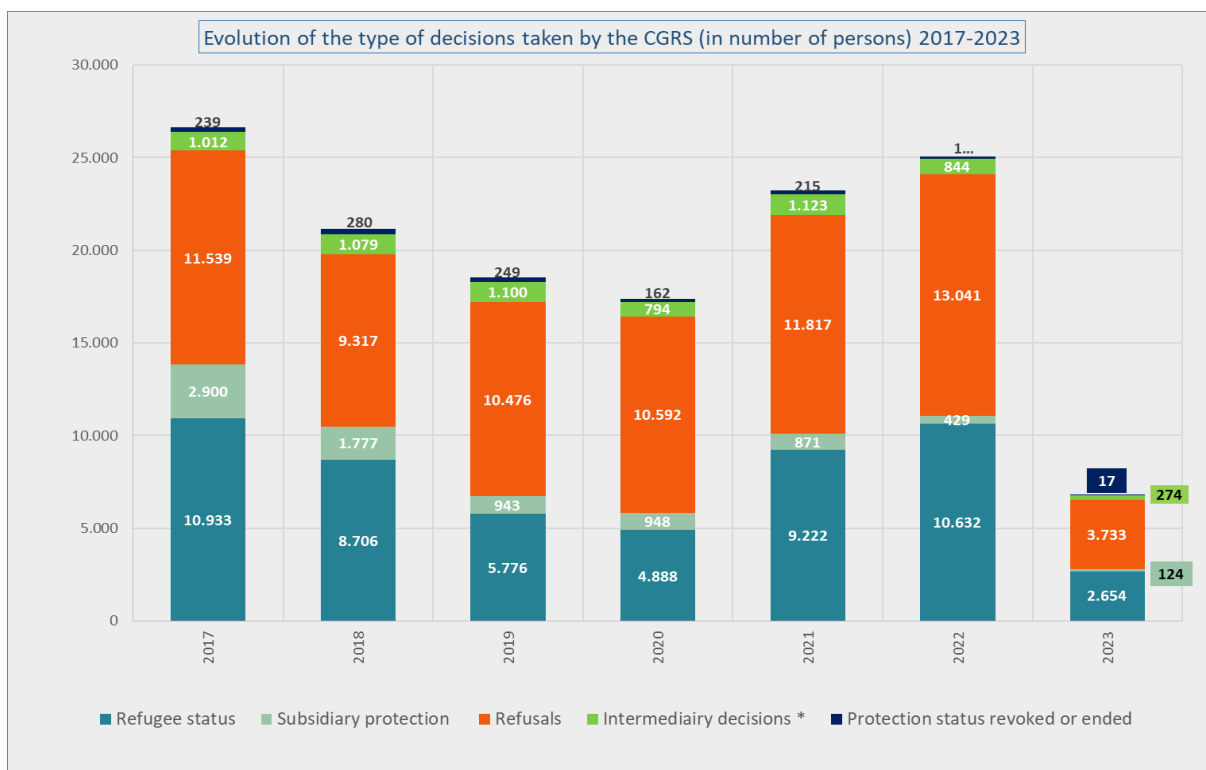
Top 10 of countries of origin for recognition of refugee status in 2023						
	Country of origin	Decisions recognising refugee status	Decisions granting subsidiary protection	Protection status revoked or ended	Refusals	Total number of final decisions *
1	Syria	646	8	2	84	740
2	Afghanistan	565	1	0	1.037	1.603
3	Eritrea	367	0	0	58	425
4	Palestine	233	4	0	158	395
5	Burundi	148	0	0	33	181
6	Turkey	67	0	1	97	165
7	Somalia	60	43	1	78	182
8	Ethiopia	55	0	0	15	70
9	Guinea	55	1	2	216	274
10	Iran	53	0	1	69	123
	Other countries	405	67	10	1.888	2.370
	Total 2023	2.654	124	17	3.733	6.528

* The decisions 'further assessment (border) and subsequent application declared admissible' are a kind of intermediary decision and are therefore **not included** in the final decisions.





* The protection rate is the percentage of applications leading to recognition of refugee status or granting of subsidiary protection status compared to the total number of final decisions (= total number of decisions – the intermediary decisions) - the number of files where the protection status was revoked or ended.



* 'Intermediary decisions' are the decisions 'further assessment (border) and subsequent application declared admissible.'

CASELOAD (Source: CGRS)

At the end of March 2023, the total workload amounted to **21,237** cases (25,012 persons). In view of the current inflow and the expansion of the workforce (more applications are being processed) **4,800** dossiers can be considered as a normal caseload. The actual backlog amounts to **16,437** cases.

