

ASYLUM STATISTICS MAY 2023

SURVEY

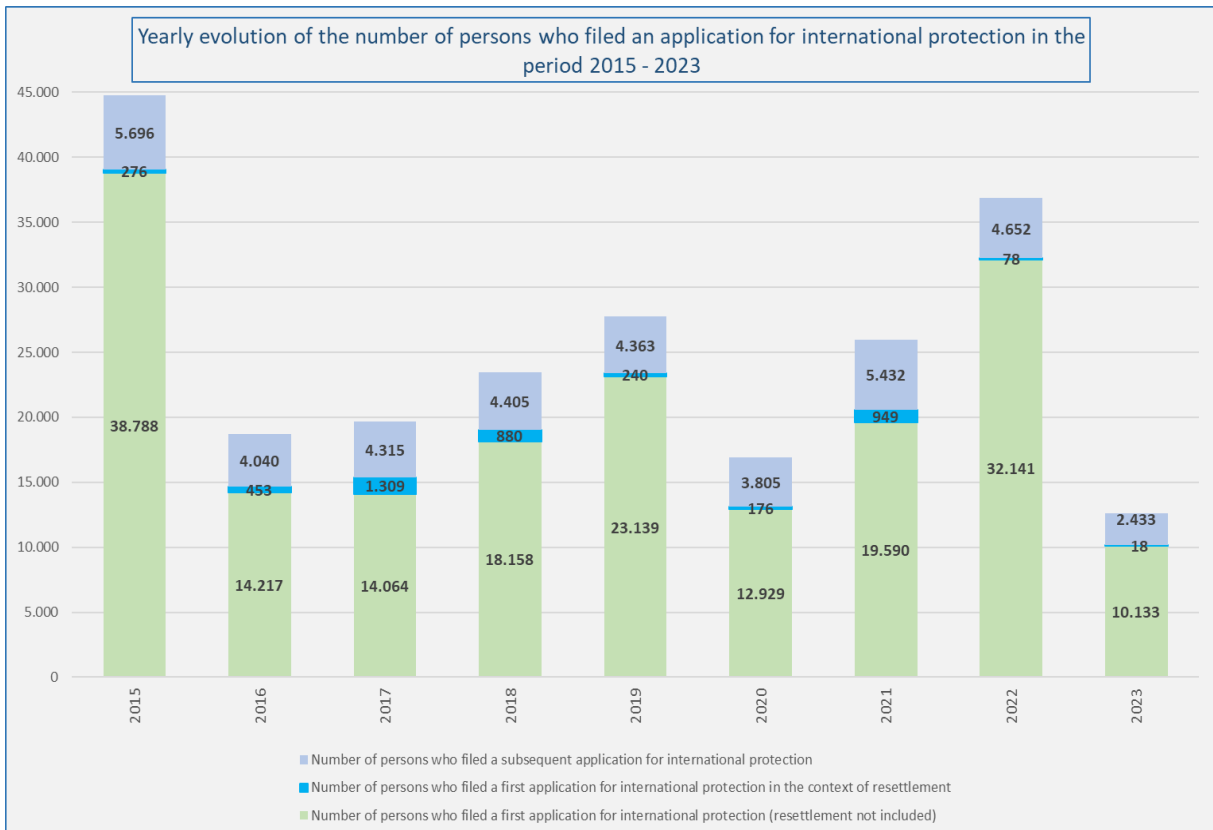
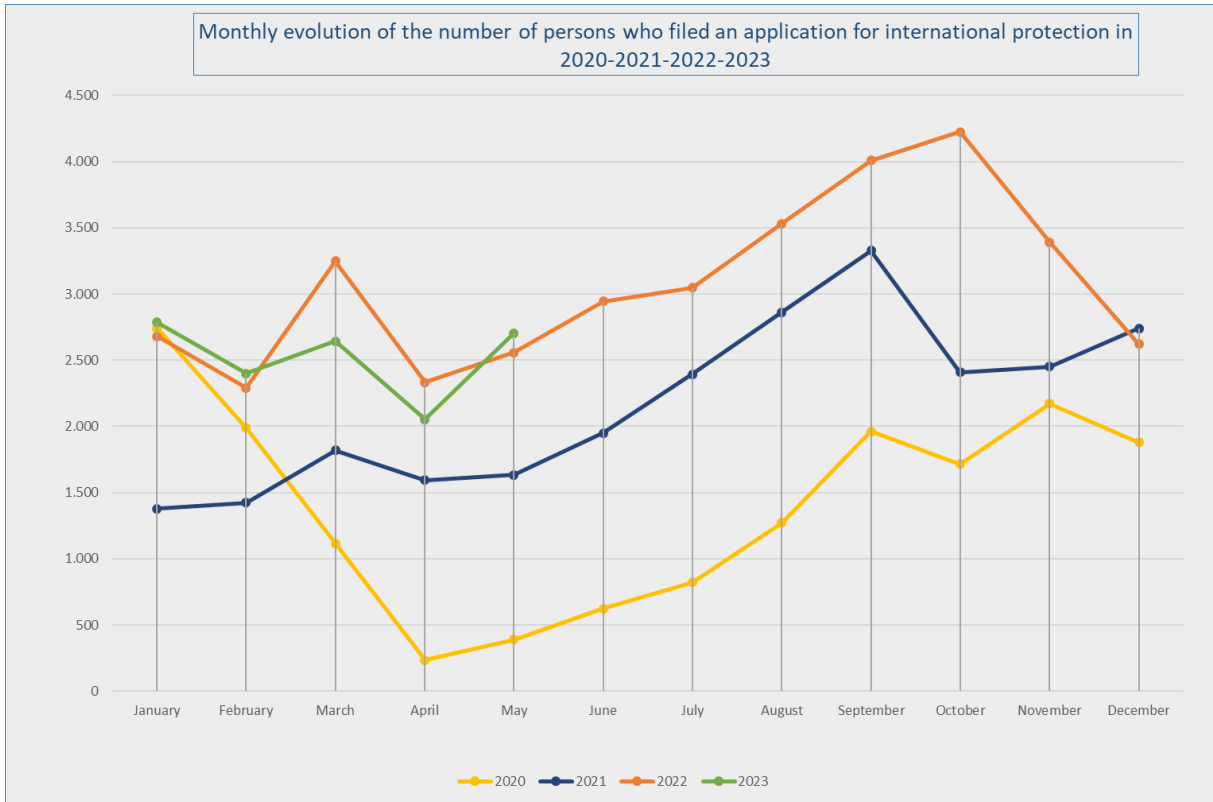
APPLICATIONS FOR INTERNATIONAL PROTECTION		May 2023	2023
Number of persons who filed a first application for international protection (resettlement not included)		2.237	10.133
Number of persons who filed a first application for international protection in the context of resettlement		0	18
Number of persons who filed a subsequent application for international protection		466	2.433
Total number of persons who filed an application for international protection		2.703	12.584
DECISIONS		May 2023	2023
Intermediary decisions			
Number of persons for whom a further assessment (border) was decided + number of persons whose subsequent application was declared admissible		129	518
Final decisions			
Number of persons who received a decision granting refugee status		1.098	4.923
Number of persons who received a decision granting subsidiary protection status		36	197
Number of persons whose application was declared inadmissible		347	1.734
Number of persons whose application was considered manifestly unfounded		58	486
Number of persons who received a decision refusing refugee status and refusing subsidiary protection status		873	4.030
Number of persons whose status was ended or revoked		5	34
Total number of persons who received a decision regarding their application for international protection		2.546	11.922
CASELOAD		End of May 2023	
		21.291 cases	

Date of publication: June 2023

Contact person : Stefaan.Moens@ibz.fgov.be

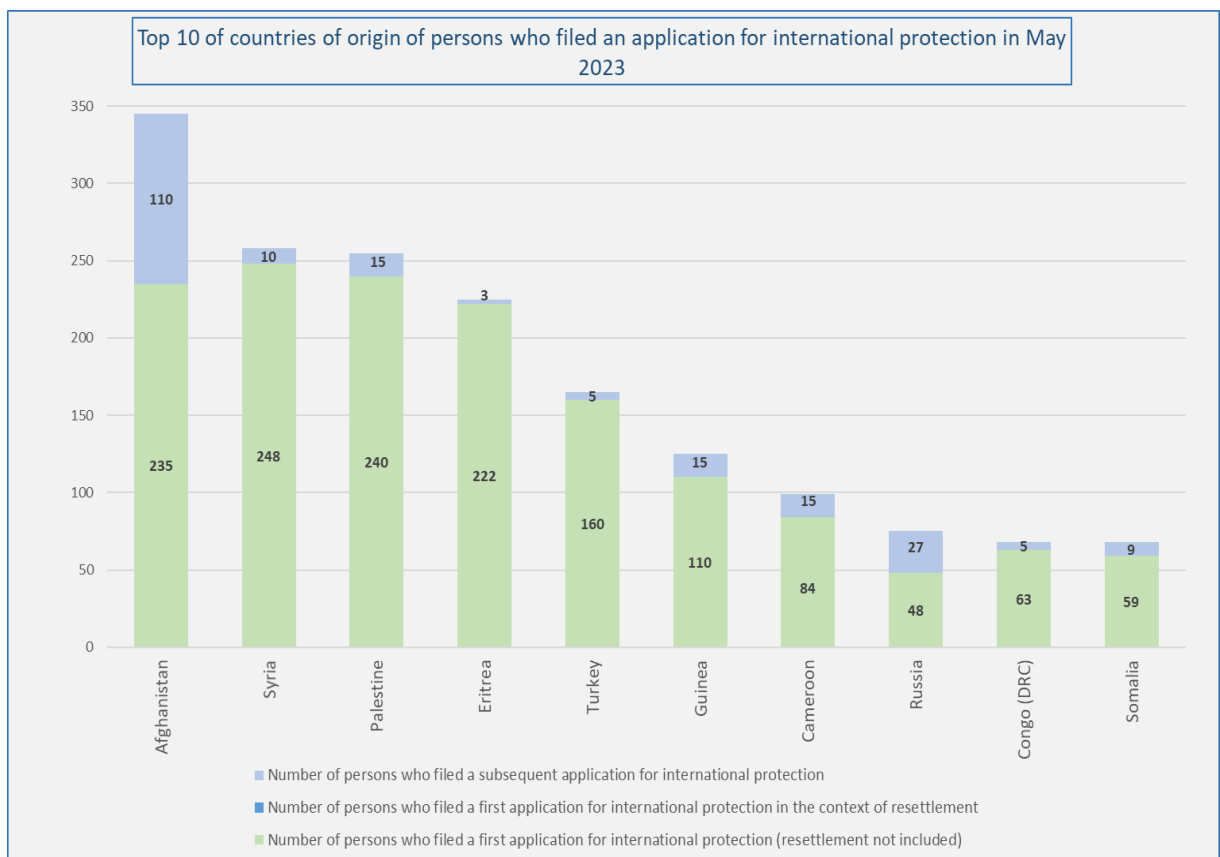
APPLICATIONS FOR INTERNATIONAL PROTECTION (Source: Immigration Office)

Number of persons who filed an application for international protection in 2022 and 2023				
	Total number of persons who filed an application for international protection 2022	Number of persons who filed a first application for international protection 2022 (resettlement not included)	Number of persons who filed a first application for international protection 2022 in the context of resettlement	Number of persons who filed a subsequent application for international protection 2022
January	2.680	2.208	15	457
February	2.290	1.885	0	405
March	3.247	2.922	8	317
April	2.333	1.936	9	388
May	2.556	2.190	0	366
June	2.945	2.521	9	415
July	3.047	2.660	5	382
August	3.529	3.202	0	327
September	4.009	3.630	0	379
October	4.224	3.764	4	456
November	3.391	2.999	22	370
December	2.620	2.224	6	390
Total	36.871	32.141	78	4.652
	Total number of persons who filed an application for international protection 2023	Number of persons who filed a first application for international protection 2023 (resettlement not included)	Number of persons who filed a first application for international protection 2023 in the context of resettlement	Number of persons who filed a subsequent application for international protection 2023
January	2.785	2.286	8	491
February	2.399	1.944	0	455
March	2.644	2.038	10	596
April	2.053	1.628	0	425
May	2.703	2.237	0	466
June				
July				
August				
September				
October				
November				
December				
Total	12.584	10.133	18	2.433

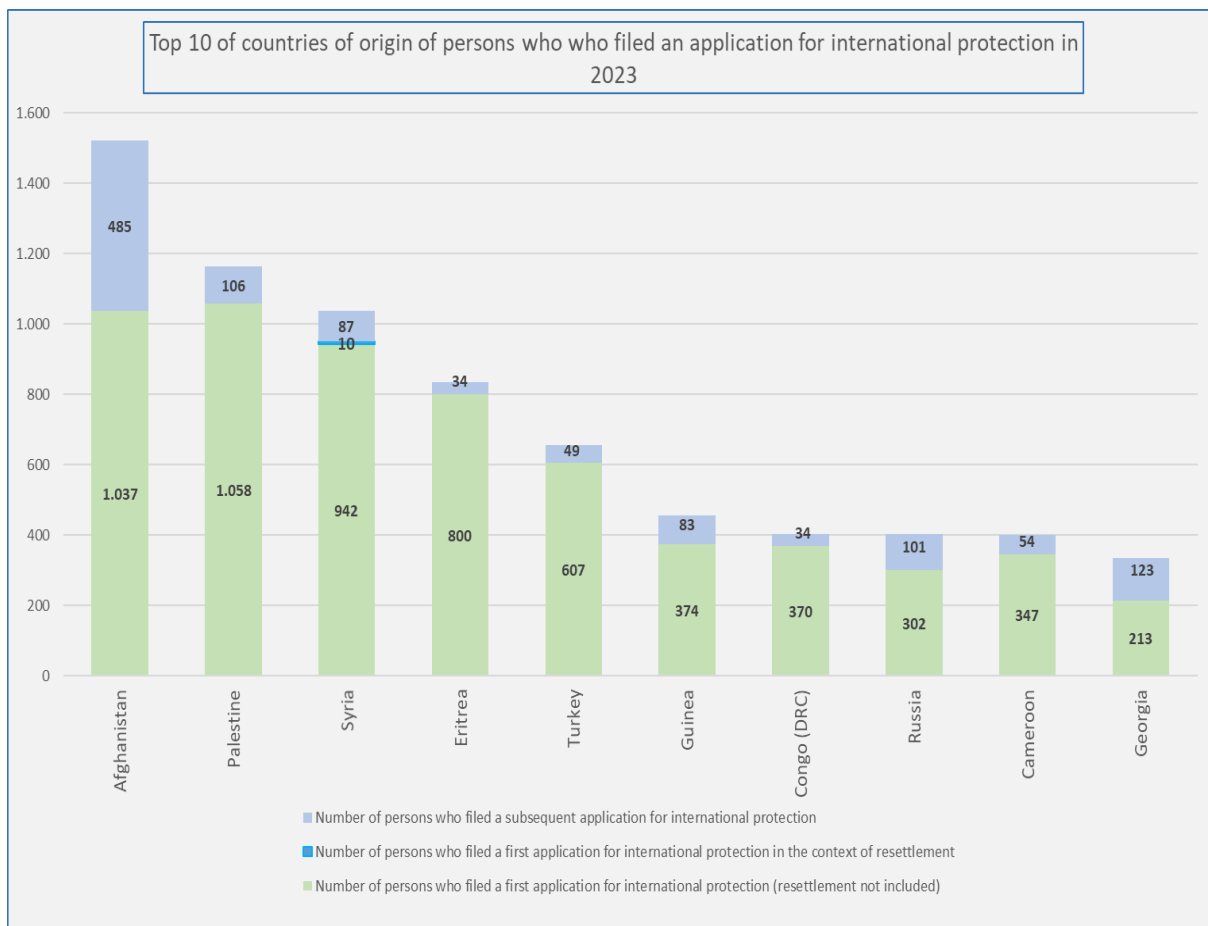


TOP 10 OF COUNTRIES OF ORIGIN (Source: Immigration Office)

Top 10 of countries of origin of persons who filed an application for international protection in May 2023					
	Country of origin	Total number of persons who filed an application for international protection	Number of persons who filed a first application for international protection (resettlement not included)	Number of persons who filed a first application for international protection in the context of resettlement	Number of persons who filed a subsequent application for international protection
1	Afghanistan	345	235	0	110
2	Syria	258	248	0	10
3	Palestine	255	240	0	15
4	Eritrea	225	222	0	3
5	Turkey	165	160	0	5
6	Guinea	125	110	0	15
7	Cameroon	99	84	0	15
8	Russia	75	48	0	27
9	Congo (DRC)	68	63	0	5
10	Somalia	68	59	0	9
	Other countries	1.020	768	0	252
	Total May	2.703	2.237	0	466



Top 10 of countries of origin of persons who who filed an application for international protection in 2023					
	Country of origin	Total number of persons who filed an application for international protection	Number of persons who filed a first application for international protection (resettlement not included)	Number of persons who filed a first application for international protection in the context of resettlement	Number of persons who filed a subsequent application for international protection
1	Afghanistan	1.522	1.037	0	485
2	Palestine	1.164	1.058	0	106
3	Syria	1.039	942	10	87
4	Eritrea	834	800	0	34
5	Turkey	656	607	0	49
6	Guinea	457	374	0	83
7	Congo (DRC)	404	370	0	34
8	Russia	403	302	0	101
9	Cameroon	401	347	0	54
10	Georgia	336	213	0	123
	Other countries	5.368	4.083	8	1.277
	Total 2023	12.584	10.133	18	2.433



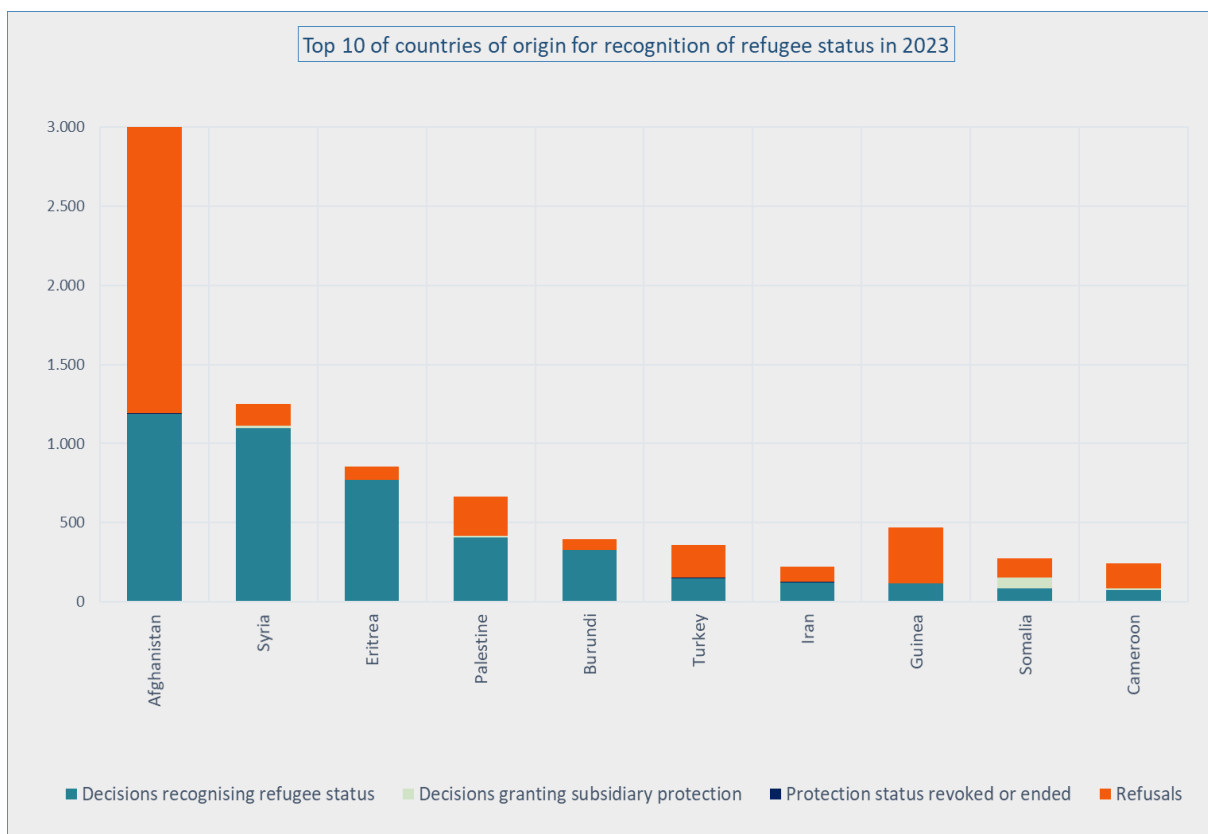
DECISIONS (Source: CGRS)

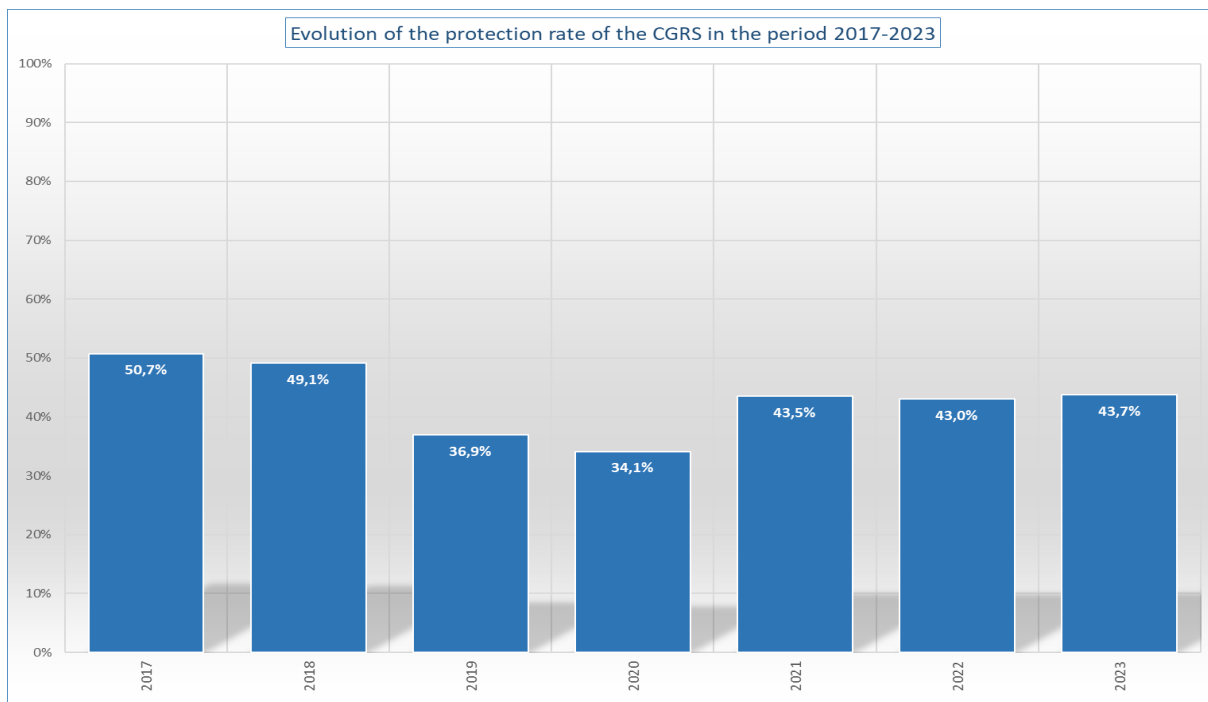
Number of persons who received a decision regarding their application for international protection													
Decisions	Jan	Feb	Mar	Apr	May	Jun	Jul	Aug	Sep	Oct	Nov	Dec	Tot
Intermediary decisions													
Number of persons for whom a further assessment (border) was decided + number of persons whose subsequent application was declared admissible	75	85	115	114	129								518
Final decisions													
Number of persons who received a decision granting refugee status	763	760	1.138	1.164	1.098								4.923
Number of persons who received a decision granting subsidiary protection status	40	46	38	37	36								197
Number of persons whose application was declared inadmissible	317	308	403	359	347								1.734
Number of persons whose application was considered manifestly unfounded	105	83	138	102	58								486
Number of persons who received a decision refusing refugee status and refusing subsidiary protection status	644	775	958	780	873								4.030
Number of persons whose status was ended or revoked	7	5	5	12	5								34
Total number of persons who received a decision regarding their application for international protection	1.951	2.062	2.795	2.568	2.546								11.922

	Number of decisions (cases)												
Decisions	Jan	Feb	Mar	Apr	May	Jun	Jul	Aug	Sep	Oct	Nov	Dec	Tot
Intermediary decisions													
Further assessment (border) + subsequent application declared admissible	67	78	98	93	115								451
Final decisions													
Recognition of refugee status (RS)	653	644	917	975	943								4.132
Granting of subsidiary protection status (SP)	38	41	37	33	33								182
Application declared inadmissible	274	281	355	313	319								1.542
Application considered manifestly unfounded	74	50	105	73	44								346
Refusal of refugee status and refusal of subsidiary protection status	588	705	866	712	800								3.671
Protection status revoked or ended	7	5	5	12	5								34
Total number of decisions	1.701	1.804	2.383	2.211	2.259								10.358

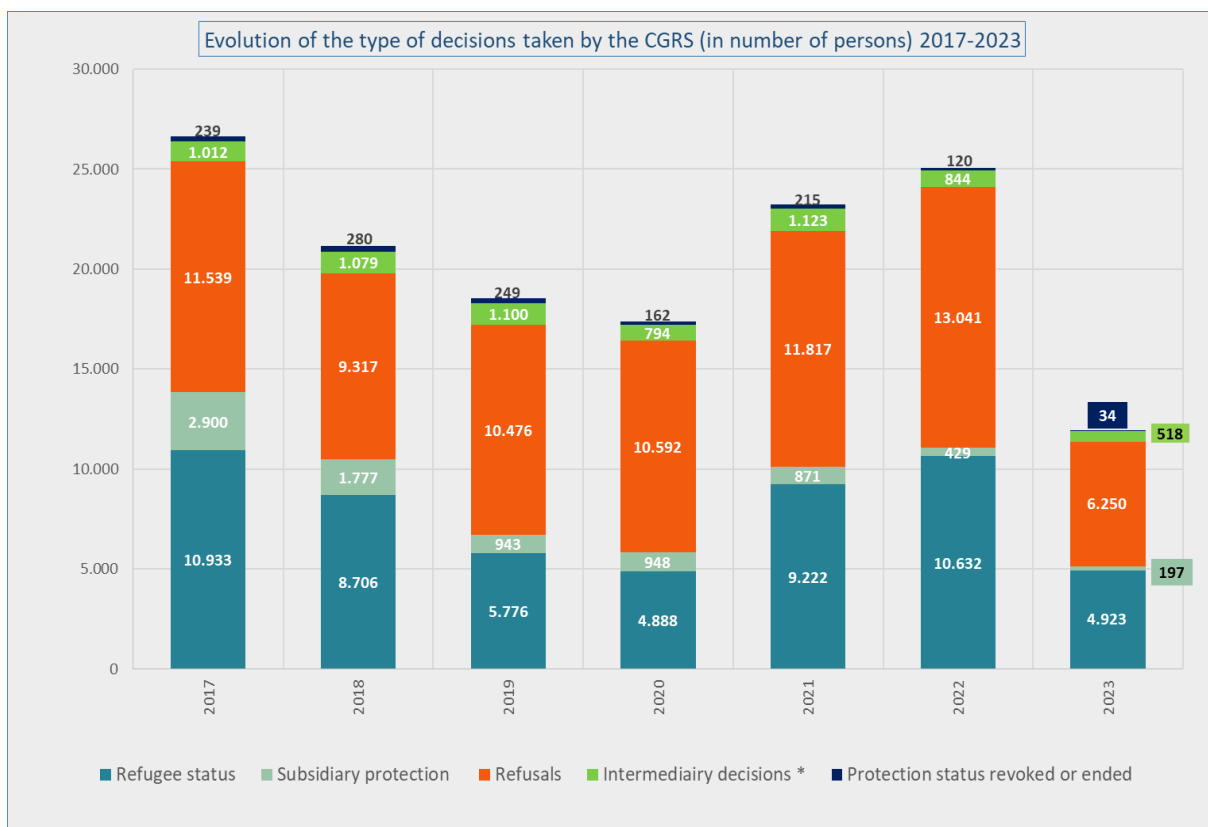
Top 10 of countries of origin for recognition of refugee status in 2023						
	Country of origin	Decisions recognising refugee status	Decisions granting subsidiary protection	Protection status revoked or ended	Refusals	Total number of final decisions *
1	Afghanistan	1.185	2	3	1.817	3.007
2	Syria	1.097	14	3	135	1.249
3	Eritrea	768	0	0	86	854
4	Palestine	406	11	1	244	662
5	Burundi	327	0	1	69	397
6	Turkey	148	0	3	207	358
7	Iran	123	0	1	98	222
8	Guinea	114	1	2	353	470
9	Somalia	83	71	1	119	274
10	Cameroon	75	8	0	159	242
	Other countries	597	90	19	2.963	3.669
	Total 2023	4.923	197	34	6.250	11.404

* The decisions 'further assessment (border) and subsequent application declared admissible' are a kind of intermediary decision and are therefore **not included** in the final decisions.





* The protection rate is the percentage of applications leading to recognition of refugee status or granting of subsidiary protection status compared to the total number of final decisions (= total number of decisions – the intermediary decisions) - the number of files where the protection status was revoked or ended.



* 'Intermediary decisions' are the decisions 'further assessment (border) and subsequent application declared admissible.'

CASELOAD (Source: CGRS)

At the end of May 2023, the total workload amounted to **21,291** cases (25,158 persons). In view of the current inflow **4,800** dossiers can be considered as a normal caseload. The actual backlog amounts to **16,491** cases.

