

ASYLUM STATISTICS NOVEMBER 2023

SURVEY

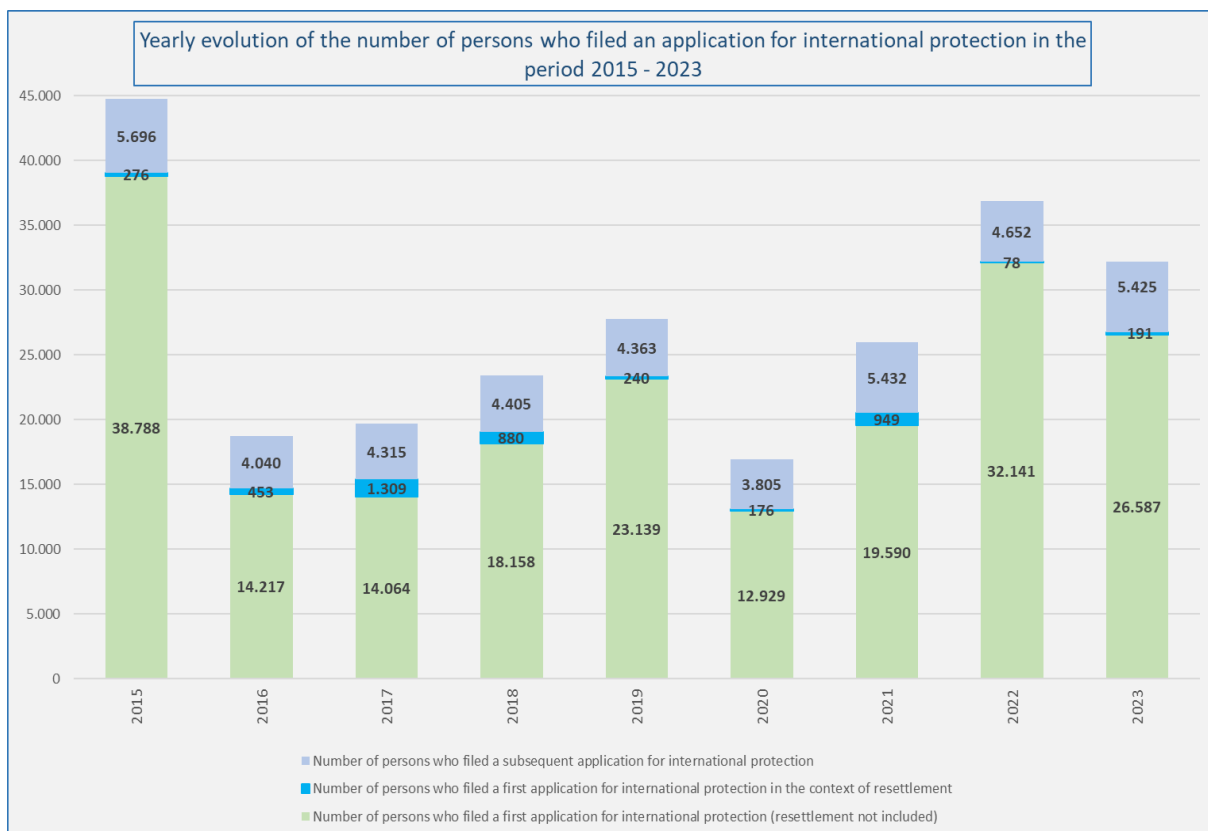
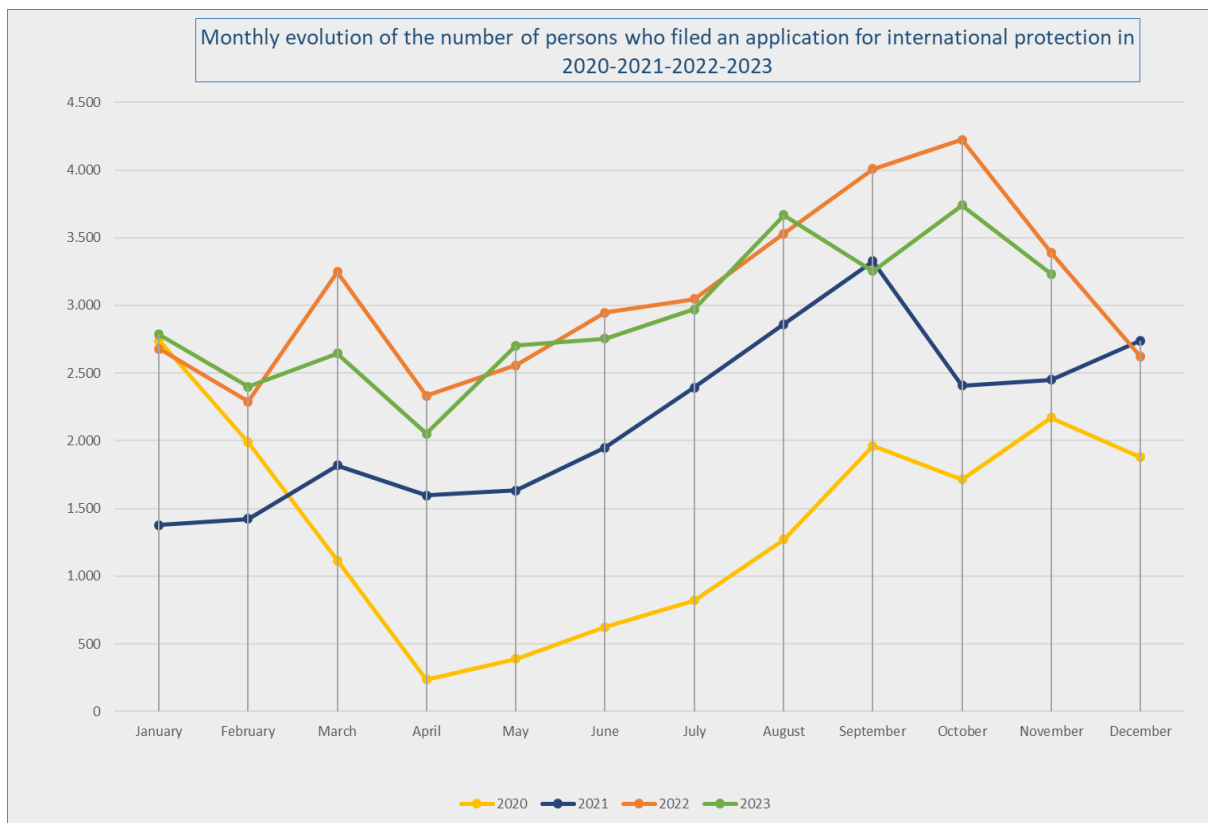
APPLICATIONS FOR INTERNATIONAL PROTECTION		November 2023	2023
Number of persons who filed a first application for international protection (resettlement not included)		2.733	26.587
Number of persons who filed a first application for international protection in the context of resettlement		9	191
Number of persons who filed a subsequent application for international protection		490	5.425
Total number of persons who filed an application for international protection		3.232	32.203
DECISIONS		November 2023	2023
Intermediary decisions			
Number of persons for whom a further assessment (border) was decided + number of persons whose subsequent application was declared admissible		112	1.391
Final decisions			
Number of persons who received a decision granting refugee status		928	11.115
Number of persons who received a decision granting subsidiary protection status		34	371
Number of persons whose application was declared inadmissible		379	4.258
Number of persons whose application was considered manifestly unfounded		36	742
Number of persons who received a decision refusing refugee status and refusing subsidiary protection status		796	9.179
Number of persons whose status was ended or revoked		1	70
Total number of persons who received a decision regarding their application for international protection		2.286	27.126
CASELOAD		End of November 2023	
		24.764 cases	

Date of publication: December 2023

Contact person : Stefaan.Moens@ibz.fgov.be

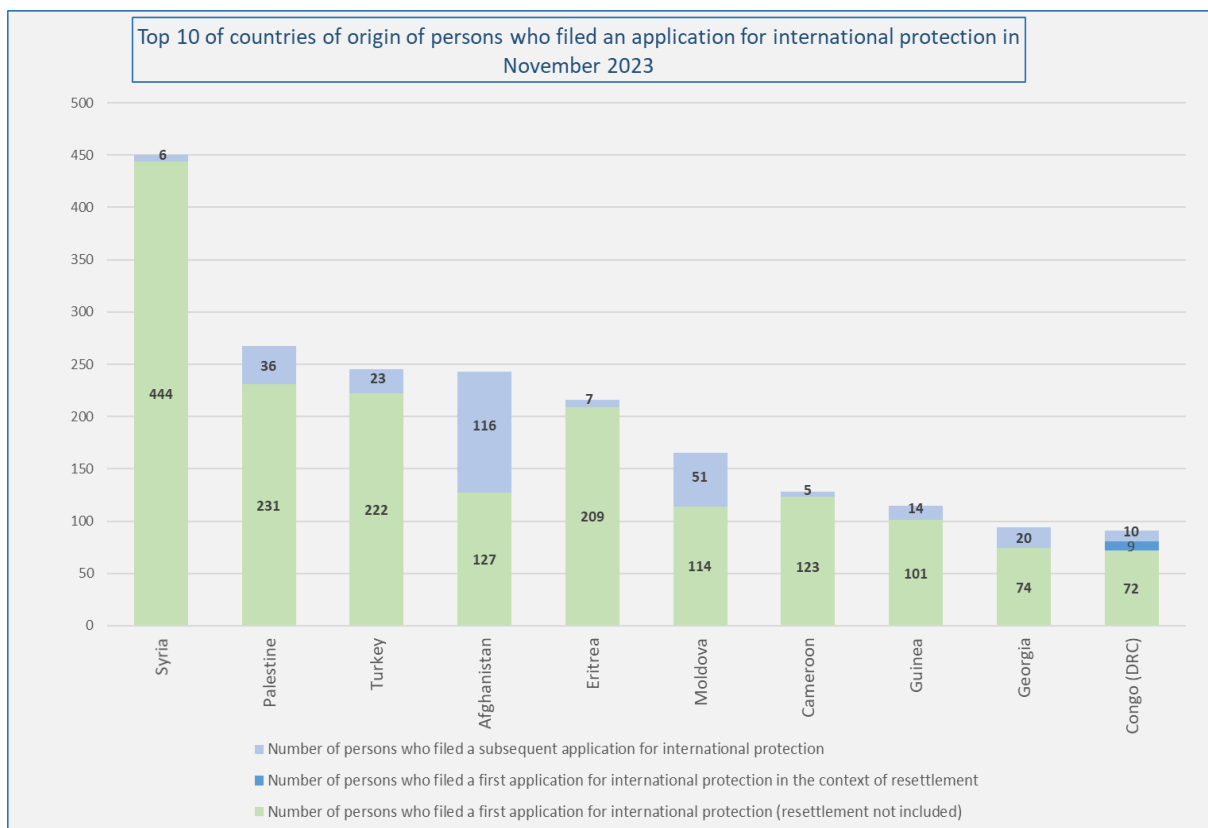
APPLICATIONS FOR INTERNATIONAL PROTECTION (Source: Immigration Office)

Number of persons who filed an application for international protection in 2022 and 2023				
	Total number of persons who filed an application for international protection 2022	Number of persons who filed a first application for international protection 2022 (resettlement not included)	Number of persons who filed a first application for international protection 2022 in the context of resettlement	Number of persons who filed a subsequent application for international protection 2022
January	2.680	2.208	15	457
February	2.290	1.885	0	405
March	3.247	2.922	8	317
April	2.333	1.936	9	388
May	2.556	2.190	0	366
June	2.945	2.521	9	415
July	3.047	2.660	5	382
August	3.529	3.202	0	327
September	4.009	3.630	0	379
October	4.224	3.764	4	456
November	3.391	2.999	22	370
December	2.620	2.224	6	390
Total	36.871	32.141	78	4.652
	Total number of persons who filed an application for international protection 2023	Number of persons who filed a first application for international protection 2023 (resettlement not included)	Number of persons who filed a first application for international protection 2023 in the context of resettlement	Number of persons who filed a subsequent application for international protection 2023
January	2.785	2.286	8	491
February	2.399	1.944	0	455
March	2.644	2.038	10	596
April	2.053	1.628	0	425
May	2.703	2.237	0	466
June	2.755	2.231	15	509
July	2.972	2.479	0	493
August	3.666	3.131	27	508
September	3.254	2.756	20	478
October	3.740	3.124	102	514
November	3.232	2.733	9	490
December				
Total	32.203	26.587	191	5.425

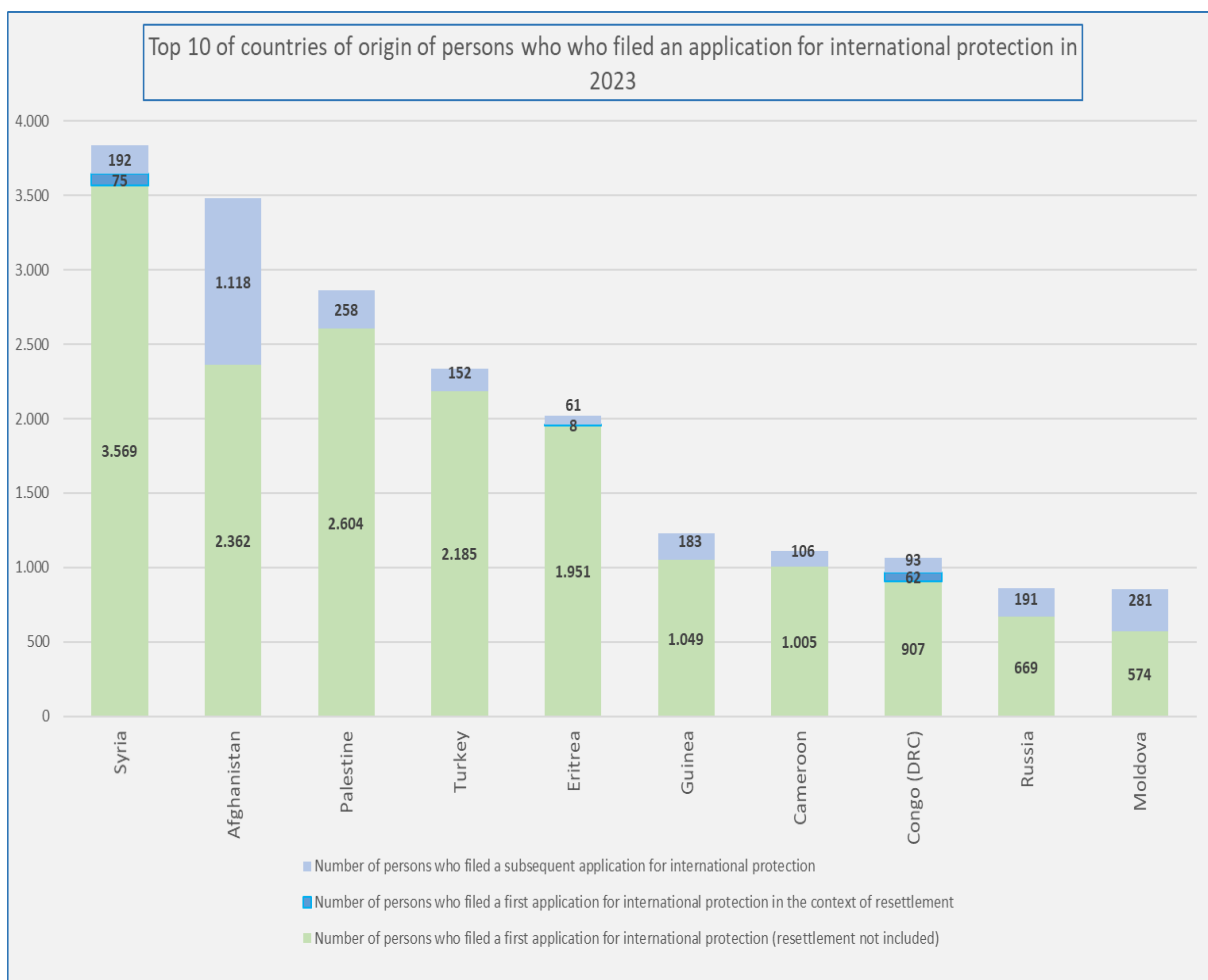


TOP 10 OF COUNTRIES OF ORIGIN (Source: Immigration Office)

Top 10 of countries of origin of persons who filed an application for international protection in November 2023					
	Country of origin	Total number of persons who filed an application for international protection	Number of persons who filed a first application for international protection (resettlement not included)	Number of persons who filed a first application for international protection in the context of resettlement	Number of persons who filed a subsequent application for international protection
1	Syria	450	444	0	6
2	Palestine	267	231	0	36
3	Turkey	245	222	0	23
4	Afghanistan	243	127	0	116
5	Eritrea	216	209	0	7
6	Moldova	165	114	0	51
7	Cameroon	128	123	0	5
8	Guinea	115	101	0	14
9	Georgia	94	74	0	20
10	Congo (DRC)	91	72	9	10
	Other countries	1.218	1.016	0	202
	Total November	3.232	2.733	9	490



Top 10 of countries of origin of persons who who filed an application for international protection in 2023				
Country of origin	Total number of persons who filed an application for international protection	Number of persons who filed a first application for international protection (resettlement not included)	Number of persons who filed a first application for international protection in the context of resettlement	Number of persons who filed a subsequent application for international protection
1 Syria	3.836	3.569	75	192
2 Afghanistan	3.480	2.362	0	1.118
3 Palestine	2.862	2.604	0	258
4 Turkey	2.337	2.185	0	152
5 Eritrea	2.020	1.951	8	61
6 Guinea	1.232	1.049	0	183
7 Cameroon	1.111	1.005	0	106
8 Congo (DRC)	1.062	907	62	93
9 Russia	860	669	0	191
10 Moldova	855	574	0	281
Other countries	12.548	9.712	46	2.790
Total 2023	32.203	26.587	191	5.425



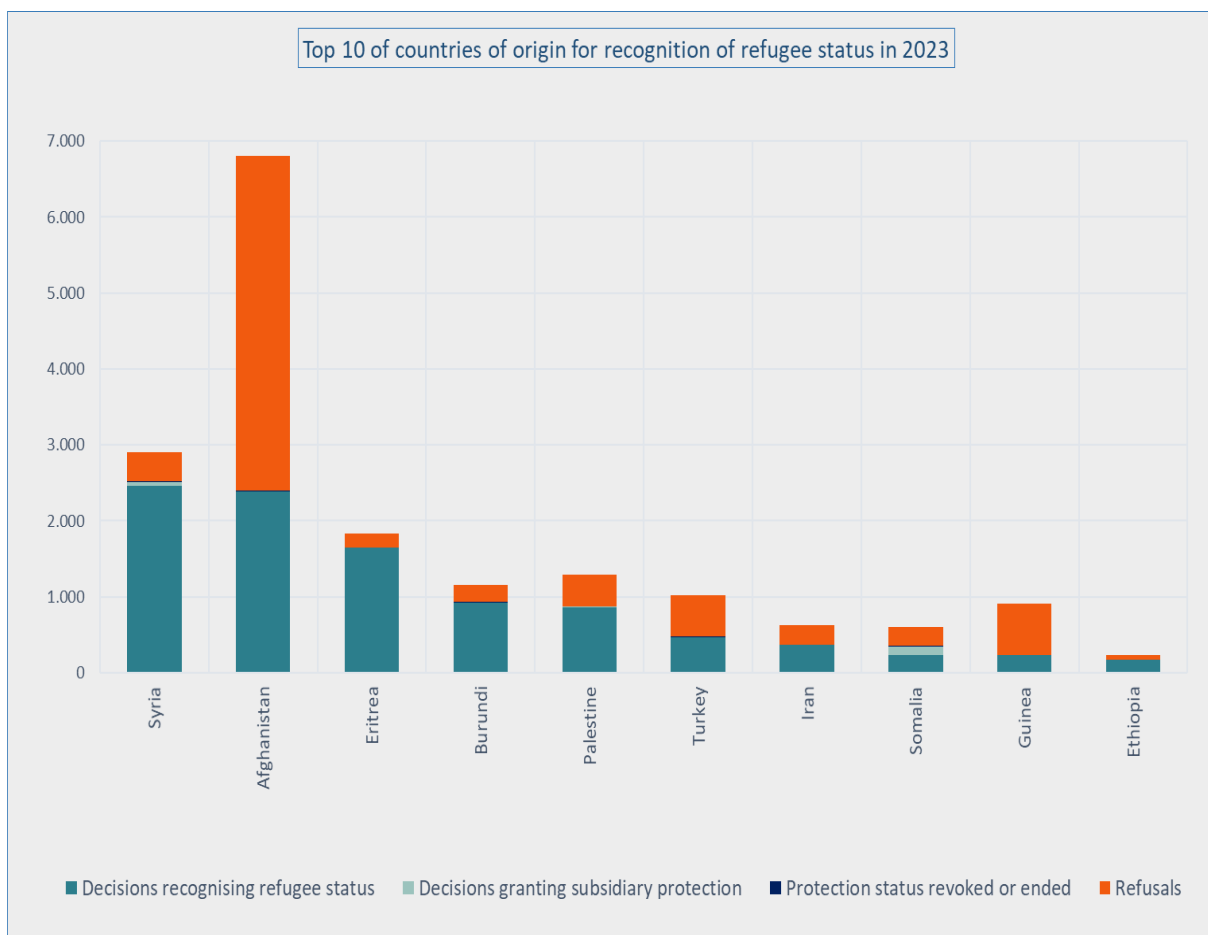
DECISIONS (Source: CGRS)

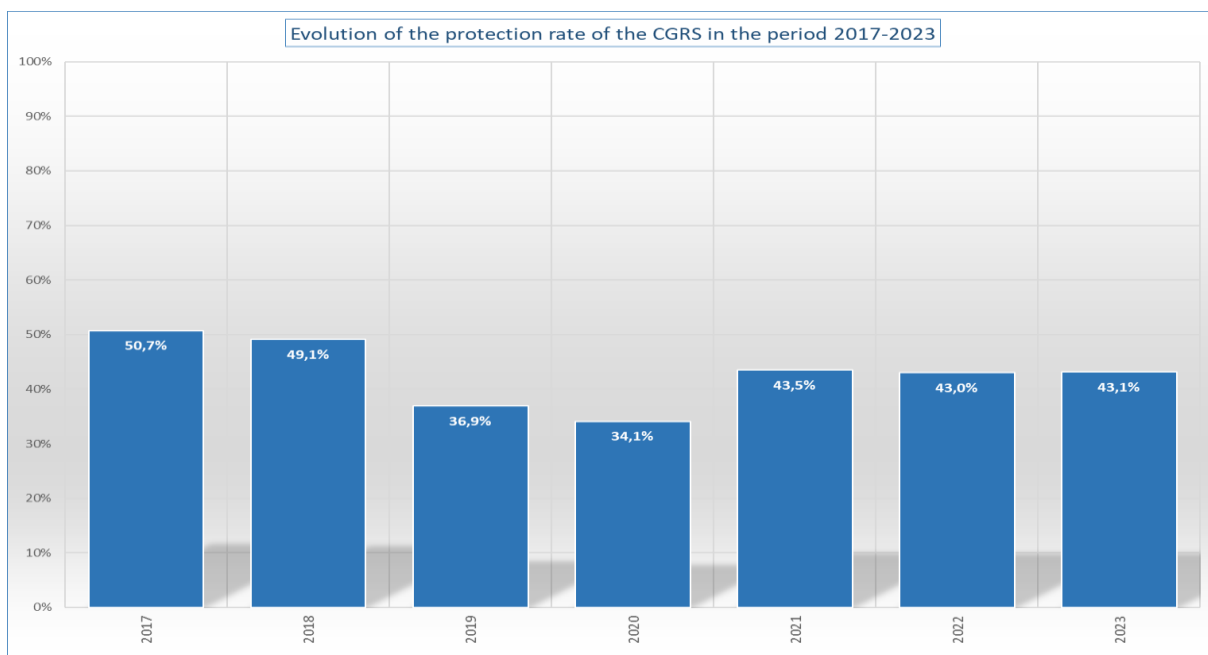
Number of persons who received a decision regarding their application for international protection													
Decisions	Jan	Feb	Mar	Apr	May	Jun	Jul	Aug	Sep	Oct	Nov	Dec	Tot
Intermediary decisions													
Number of persons for whom a further assessment (border) was decided + number of persons whose subsequent application was declared admissible	77	85	122	114	133	172	142	119	131	184	112		1.391
Final decisions													
Number of persons who received a decision granting refugee status	766	777	1.153	1.174	1.114	1.139	921	825	1.138	1.180	928		11.115
Number of persons who received a decision granting subsidiary protection status	41	48	38	37	36	25	17	19	33	43	34		371
Number of persons whose application was declared inadmissible	331	313	416	370	357	423	442	376	445	406	379		4.258
Number of persons whose application was considered manifestly unfounded	109	84	139	102	58	62	48	27	37	40	36		742
Number of persons who received a decision refusing refugee status and refusing subsidiary protection status	649	782	968	785	882	866	826	774	869	982	796		9.179
Number of persons whose status was ended or revoked	7	5	5	13	5	13	14	1	5	1	1		70
Total number of persons who received a decision regarding their application for international protection	1.980	2.094	2.841	2.595	2.585	2.700	2.410	2.141	2.658	2.836	2.286		27.126

	Number of decisions (cases)												
Decisions	Jan	Feb	Mar	Apr	May	Jun	Jul	Aug	Sep	Oct	Nov	Dec	Tot
Intermediary decisions													
Further assessment (border) + subsequent application declared admissible	67	78	98	93	115	143	111	104	107	140	101		1.157
Final decisions													
Recognition of refugee status (RS)	653	644	917	975	947	950	789	663	908	945	718		9.109
Granting of subsidiary protection status (SP)	38	41	37	33	33	25	16	19	28	27	24		321
Application declared inadmissible	274	281	355	313	322	379	375	314	393	370	316		3.692
Application considered manifestly unfounded	74	50	105	73	44	46	34	17	23	20	20		506
Refusal of refugee status and refusal of subsidiary protection status	588	705	866	712	800	777	755	703	767	849	708		8.230
Protection status revoked or ended	7	5	5	12	5	12	14	1	5	1	1		68
Total number of decisions	1.701	1.804	2.383	2.211	2.266	2.332	2.094	1.821	2.231	2.352	1.888		23.083

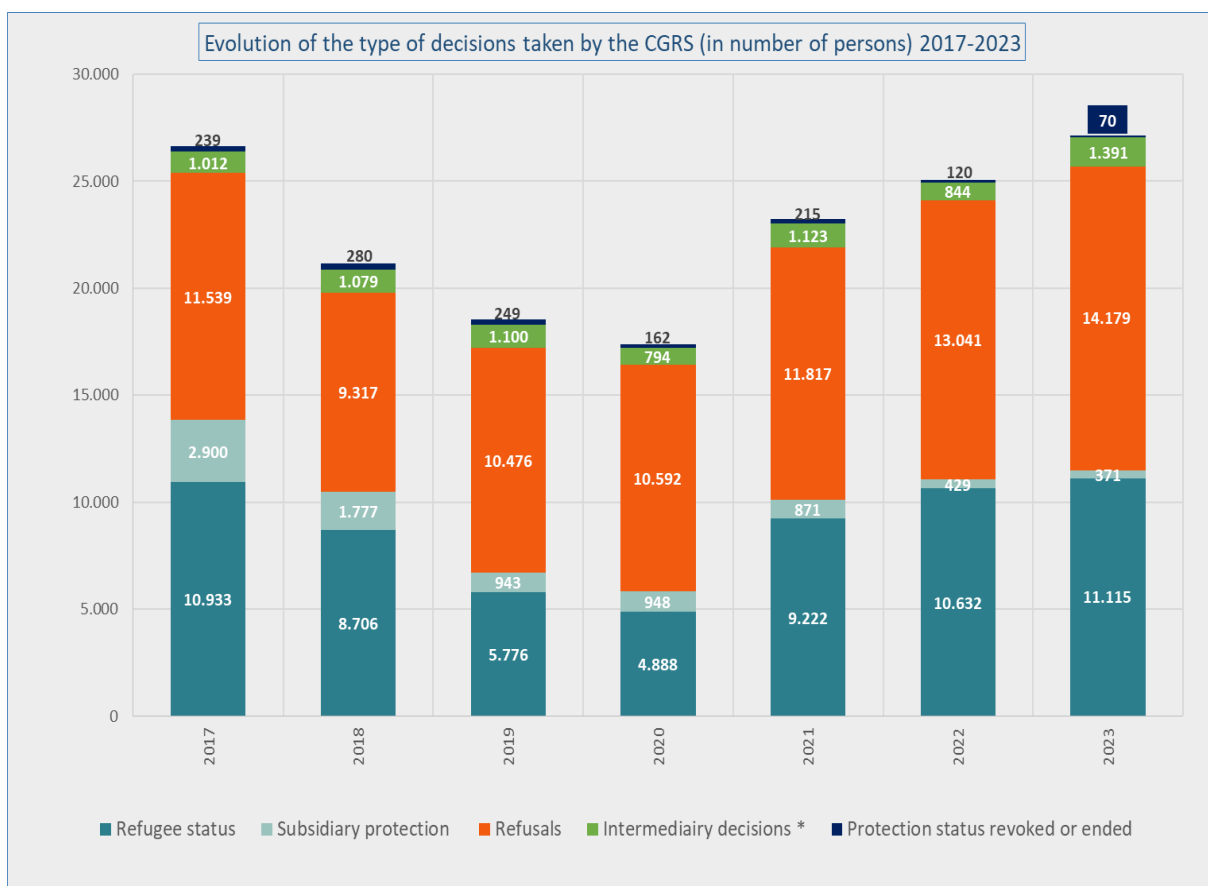
Top 10 of countries of origin for recognition of refugee status in 2023						
	Country of origin	Decisions recognising refugee status	Decisions granting subsidiary protection	Protection status revoked or ended	Refusals	Total number of final decisions *
1	Syria	2.466	49	8	376	2.899
2	Afghanistan	2.387	2	13	4.403	6.805
3	Eritrea	1.650	0	0	182	1.832
4	Burundi	927	1	1	231	1.160
5	Palestine	863	13	2	410	1.288
6	Turkey	470	0	4	551	1.025
7	Iran	370	0	1	250	621
8	Somalia	234	115	8	251	608
9	Guinea	227	2	4	677	910
10	Ethiopia	172	0	0	64	236
	Other countries	1.349	189	29	6.784	8.351
	Total 2023	11.115	371	70	14.179	25.735

* The decisions 'further assessment (border) and subsequent application declared admissible' are a kind of intermediary decision and are therefore **not included** in the final decisions.





* The protection rate is the percentage of applications leading to recognition of refugee status or granting of subsidiary protection status compared to the total number of final decisions (= total number of decisions – the intermediary decisions) - the number of files where the protection status was revoked or ended.



* 'Intermediary decisions' are the decisions 'further assessment (border) and subsequent application declared admissible.'

CASELOAD (Source: CGRS)

At the end of November 2023, the total workload amounted to **24,764** cases (29,742 persons). In view of the current inflow and the expansion of the workforce (more applications are being processed) 6,500 dossiers can be considered as a normal caseload. The actual backlog amounts to **18,264** cases.

