

ASYLUM STATISTICS OCTOBER 2023

SURVEY

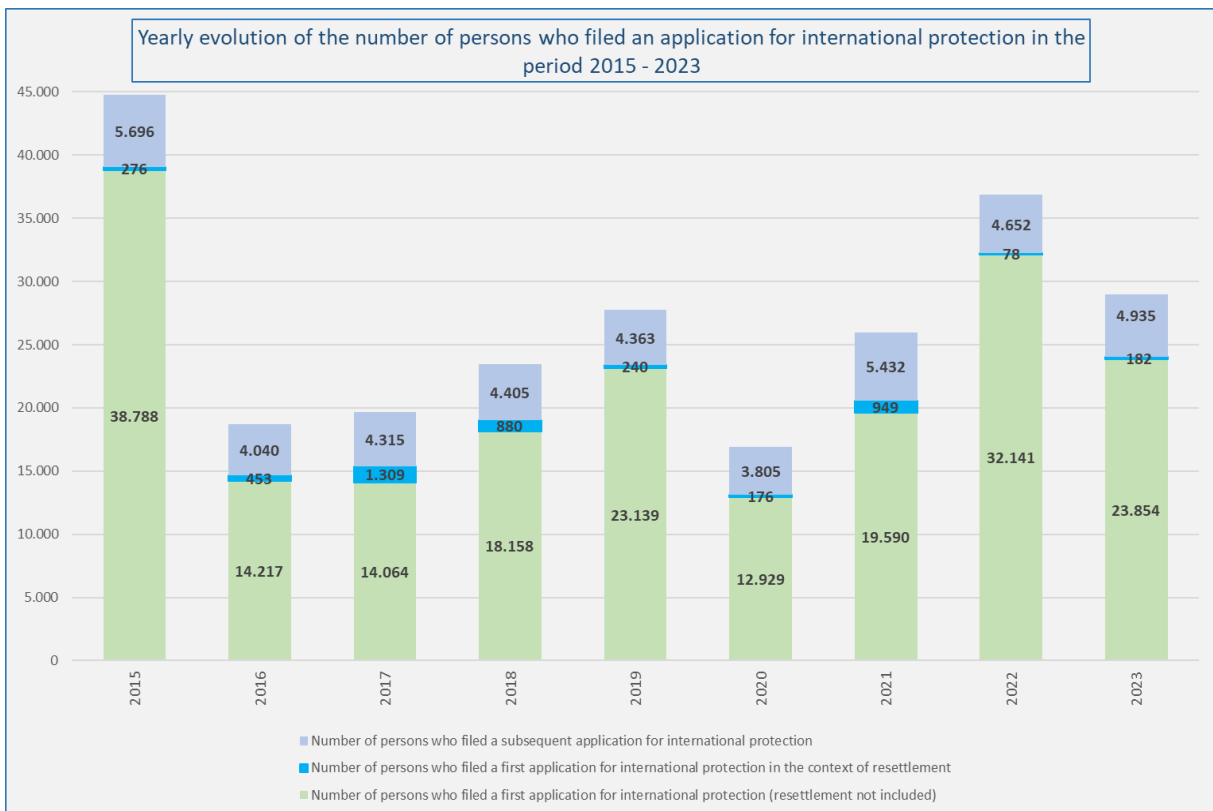
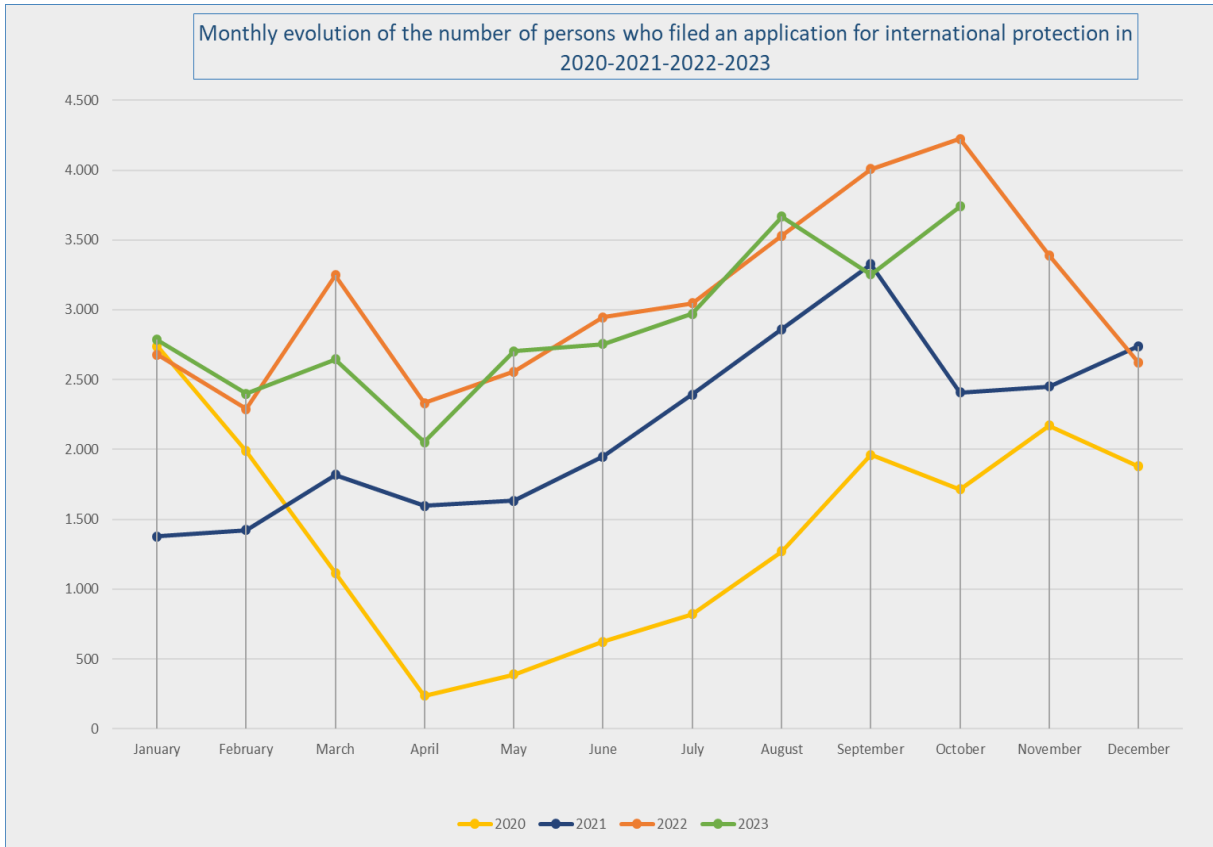
APPLICATIONS FOR INTERNATIONAL PROTECTION		October 2023	2023
Number of persons who filed a first application for international protection (resettlement not included)		3.124	23.854
Number of persons who filed a first application for international protection in the context of resettlement		102	182
Number of persons who filed a subsequent application for international protection		514	4.935
Total number of persons who filed an application for international protection		3.740	28.971
DECISIONS		October 2023	2023
Intermediary decisions			
Number of persons for whom a further assessment (border) was decided + number of persons whose subsequent application was declared admissible		184	1.279
Final decisions			
Number of persons who received a decision granting refugee status		1.177	10.173
Number of persons who received a decision granting subsidiary protection status		43	337
Number of persons whose application was declared inadmissible		400	3.873
Number of persons whose application was considered manifestly unfounded		40	706
Number of persons who received a decision refusing refugee status and refusing subsidiary protection status		982	8.382
Number of persons whose status was ended or revoked		1	69
Total number of persons who received a decision regarding their application for international protection		2.827	24.819
CASELOAD		End of October 2023	
		23.908 dossiers	

Date of publication: November 2023

Contact person : Stefaan.Moens@ibz.fgov.be

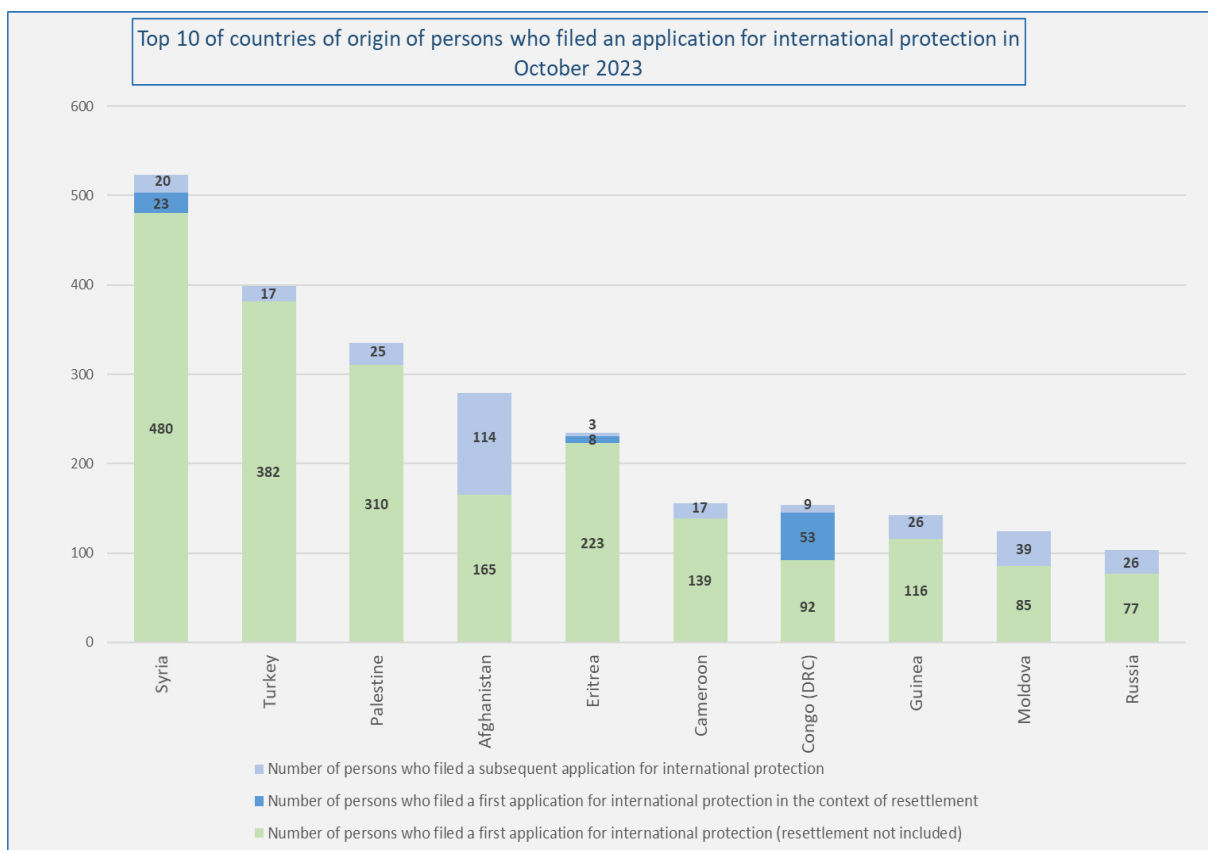
APPLICATIONS FOR INTERNATIONAL PROTECTION (Source: Immigration Office)

Number of persons who filed an application for international protection in 2022 and 2023				
	Total number of persons who filed an application for international protection 2022	Number of persons who filed a first application for international protection 2022 (resettlement not included)	Number of persons who filed a first application for international protection 2022 in the context of resettlement	Number of persons who filed a subsequent application for international protection 2022
January	2.680	2.208	15	457
February	2.290	1.885	0	405
March	3.247	2.922	8	317
April	2.333	1.936	9	388
May	2.556	2.190	0	366
June	2.945	2.521	9	415
July	3.047	2.660	5	382
August	3.529	3.202	0	327
September	4.009	3.630	0	379
October	4.224	3.764	4	456
November	3.391	2.999	22	370
December	2.620	2.224	6	390
Total	36.871	32.141	78	4.652
	Total number of persons who filed an application for international protection 2023	Number of persons who filed a first application for international protection 2023 (resettlement not included)	Number of persons who filed a first application for international protection 2023 in the context of resettlement	Number of persons who filed a subsequent application for international protection 2023
January	2.785	2.286	8	491
February	2.399	1.944	0	455
March	2.644	2.038	10	596
April	2.053	1.628	0	425
May	2.703	2.237	0	466
June	2.755	2.231	15	509
July	2.972	2.479	0	493
August	3.666	3.131	27	508
September	3.254	2.756	20	478
October	3.740	3.124	102	514
November				
December				
Total	28.971	23.854	182	4.935

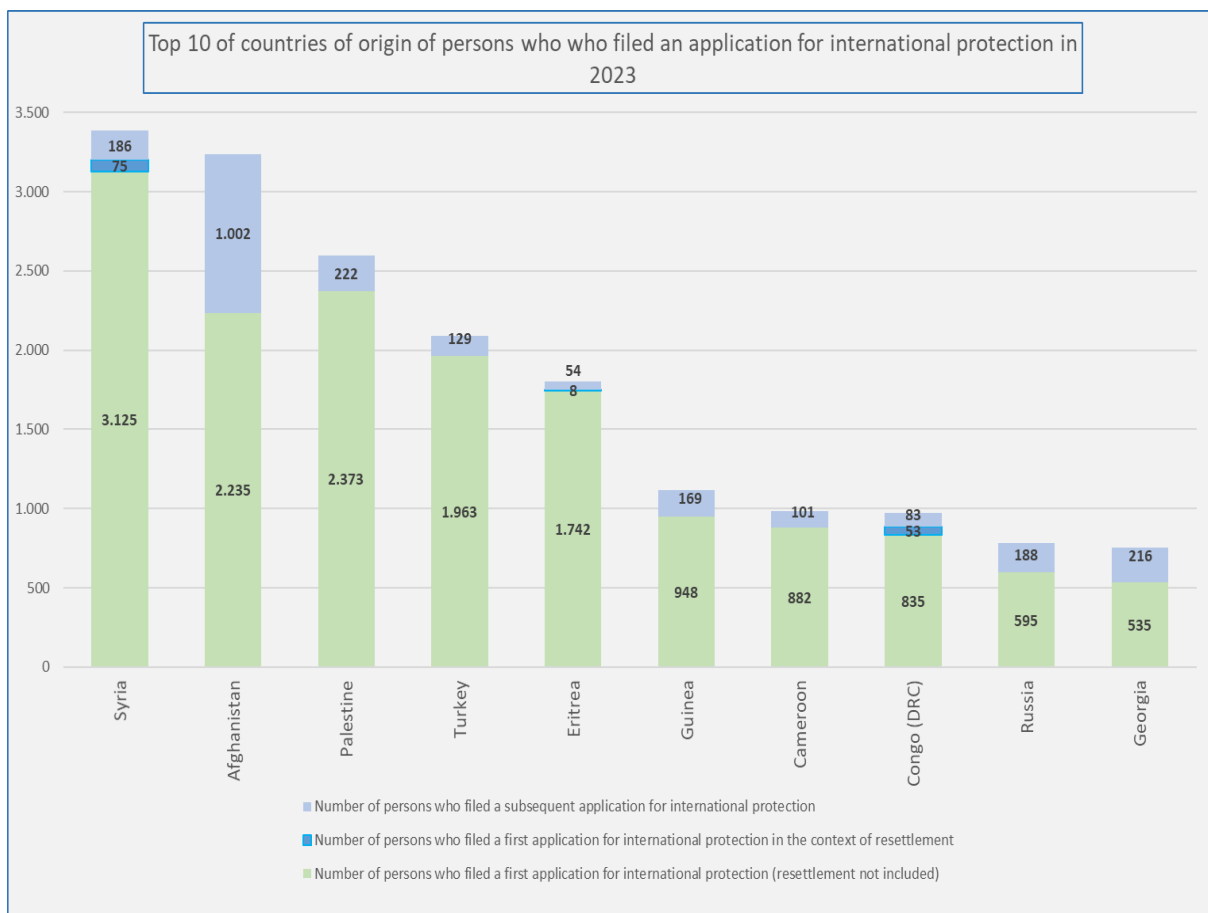


TOP 10 OF COUNTRIES OF ORIGIN (Source: Immigration Office)

Top 10 of countries of origin of persons who filed an application for international protection in October 2023					
	Country of origin	Total number of persons who filed an application for international protection	Number of persons who filed a first application for international protection (resettlement not included)	Number of persons who filed a first application for international protection in the context of resettlement	Number of persons who filed a subsequent application for international protection
1	Syria	523	480	23	20
2	Turkey	399	382	0	17
3	Palestine	335	310	0	25
4	Afghanistan	279	165	0	114
5	Eritrea	234	223	8	3
6	Cameroon	156	139	0	17
7	Congo (DRC)	154	92	53	9
8	Guinea	142	116	0	26
9	Moldova	124	85	0	39
10	Russia	103	77	0	26
	Other countries	1.291	1.055	18	218
	Total October	3.740	3.124	102	514



Top 10 of countries of origin of persons who who filed an application for international protection in 2023					
	Country of origin	Total number of persons who filed an application for international protection	Number of persons who filed a first application for international protection (resettlement not included)	Number of persons who filed a first application for international protection in the context of resettlement	Number of persons who filed a subsequent application for international protection
1	Syria	3.386	3.125	75	186
2	Afghanistan	3.237	2.235	0	1.002
3	Palestine	2.595	2.373	0	222
4	Turkey	2.092	1.963	0	129
5	Eritrea	1.804	1.742	8	54
6	Guinea	1.117	948	0	169
7	Cameroon	983	882	0	101
8	Congo (DRC)	971	835	53	83
9	Russia	783	595	0	188
10	Georgia	751	535	0	216
	Other countries	11.252	8.621	46	2.585
	Total 2023	28.971	23.854	182	4.935



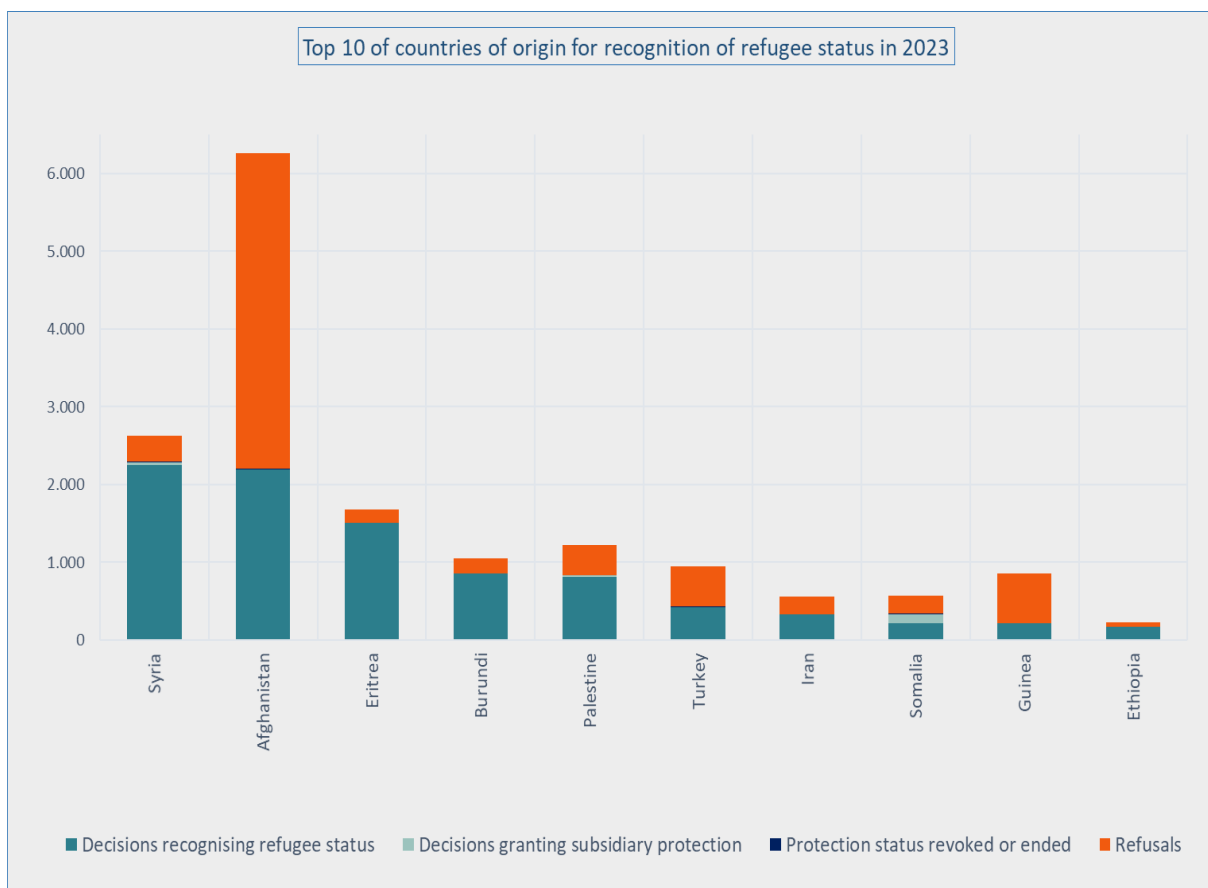
DECISIONS (Source: CGRS)

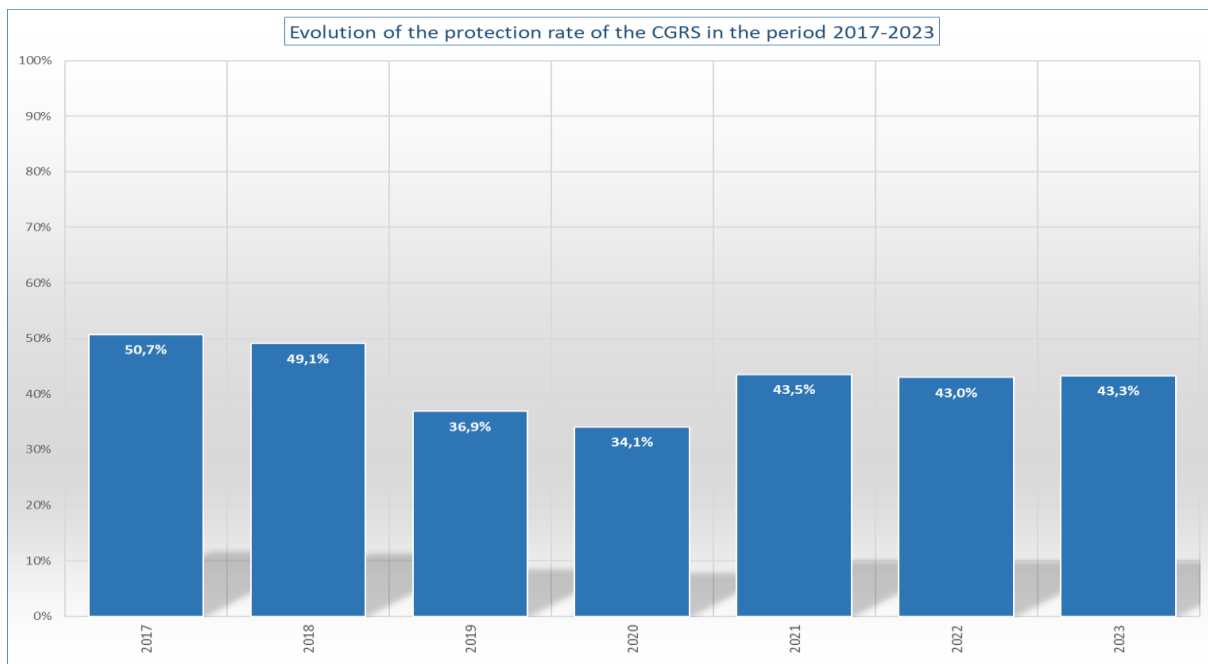
Number of persons who received a decision regarding their application for international protection													
Decisions	Jan	Feb	Mar	Apr	May	Jun	Jul	Aug	Sep	Oct	Nov	Dec	Tot
Intermediary decisions													
Number of persons for whom a further assessment (border) was decided + number of persons whose subsequent application was declared admissible	77	85	122	114	133	172	142	119	131	184			1.279
Final decisions													
Number of persons who received a decision granting refugee status	766	776	1.152	1.172	1.112	1.138	918	825	1.137	1.177			10.173
Number of persons who received a decision granting subsidiary protection status	41	48	38	37	36	25	17	19	33	43			337
Number of persons whose application was declared inadmissible	331	313	416	370	357	423	442	376	445	400			3.873
Number of persons whose application was considered manifestly unfounded	109	84	139	102	58	62	48	27	37	40			706
Number of persons who received a decision refusing refugee status and refusing subsidiary protection status	649	782	968	785	881	866	826	774	869	982			8.382
Number of persons whose status was ended or revoked	7	5	5	13	5	13	14	1	5	1			69
Total number of persons who received a decision regarding their application for international protection	1.980	2.093	2.840	2.593	2.582	2.699	2.407	2.141	2.657	2.827			24.819

	Number of decisions (cases)												
Decisions	Jan	Feb	Mar	Apr	May	Jun	Jul	Aug	Sep	Oct	Nov	Dec	Tot
Intermediary decisions													
Further assessment (border) + subsequent application declared admissible	67	78	98	93	115	143	111	104	107	140			1.056
Final decisions													
Recognition of refugee status (RS)	653	644	917	975	947	950	789	663	908	944			8.390
Granting of subsidiary protection status (SP)	38	41	37	33	33	25	16	19	28	27			297
Application declared inadmissible	274	281	355	313	322	379	375	314	393	367			3.373
Application considered manifestly unfounded	74	50	105	73	44	46	34	17	23	20			486
Refusal of refugee status and refusal of subsidiary protection status	588	705	866	712	800	777	755	703	767	849			7.522
Protection status revoked or ended	7	5	5	12	5	12	14	1	5	1			67
Total number of decisions	1.701	1.804	2.383	2.211	2.266	2.332	2.094	1.821	2.231	2.348			21.191

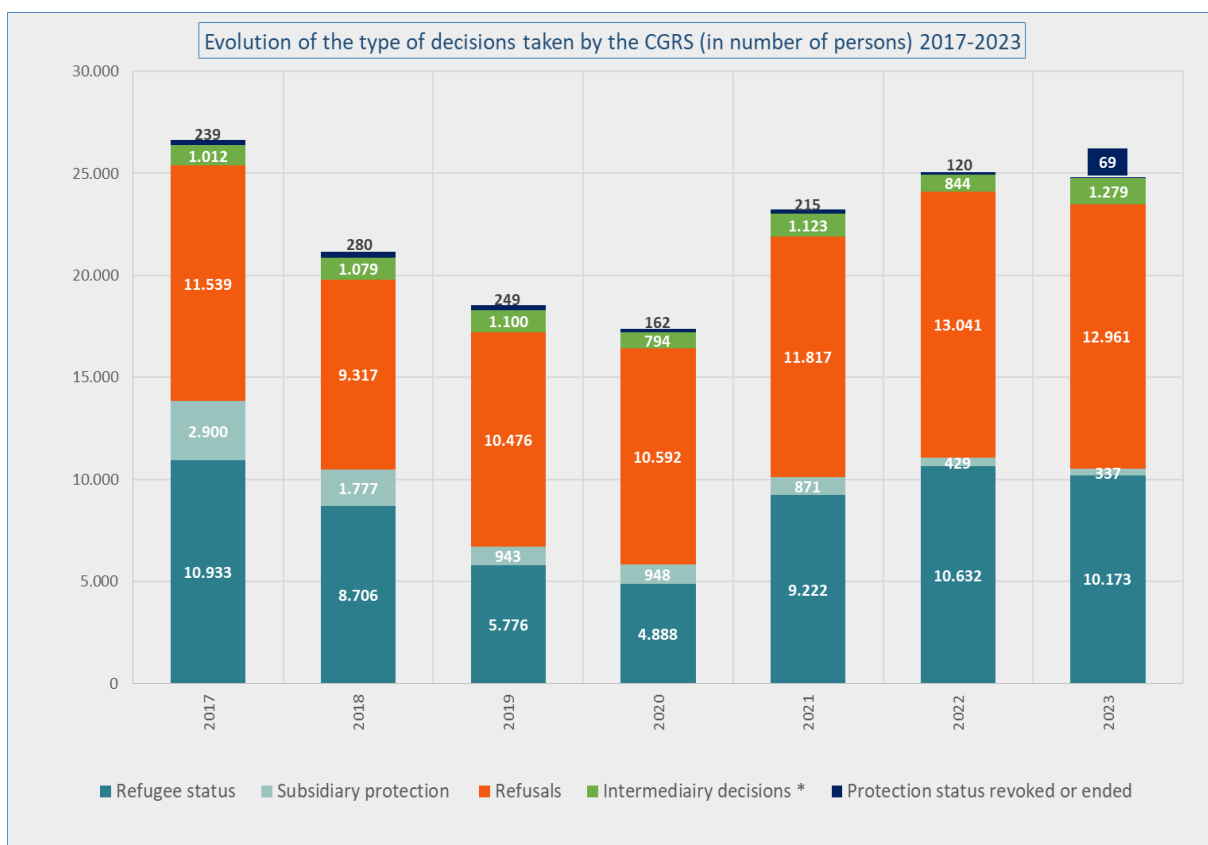
Top 10 of countries of origin for recognition of refugee status in 2023						
	Country of origin	Decisions recognising refugee status	Decisions granting subsidiary protection	Protection status revoked or ended	Refusals	Total number of final decisions *
1	Syria	2.246	39	8	333	2.626
2	Afghanistan	2.190	2	13	4.051	6.256
3	Eritrea	1.508	0	0	173	1.681
4	Burundi	853	1	1	194	1.049
5	Palestine	816	13	1	391	1.221
6	Turkey	424	0	4	514	942
7	Iran	334	0	1	223	558
8	Somalia	219	110	8	237	574
9	Guinea	213	2	4	641	860
10	Ethiopia	170	0	0	59	229
	Other countries	1.200	170	29	6.145	7.544
	Total 2023	10.173	337	69	12.961	23.540

* The decisions 'further assessment (border) and subsequent application declared admissible' are a kind of intermediary decision and are therefore **not included** in the final decisions.





* The protection rate is the percentage of applications leading to recognition of refugee status or granting of subsidiary protection status compared to the total number of final decisions (= total number of decisions – the intermediary decisions) - the number of files where the protection status was revoked or ended.



* 'Intermediary decisions' are the decisions 'further assessment (border) and subsequent application declared admissible.'

CASELOAD (Source: CGRS)

At the end of October 2023, the total workload amounted to **23,908** cases (28,745 persons). In view of the current inflow and the expansion of the workforce (more applications are being processed) 6,500 dossiers can be considered as a normal caseload. The actual backlog amounts to **17,408** cases.

